

<https://www.scimagojr.com/journalsearch.php?q=13026&tip=sid&clean=0>

Browser tabs: Huadong Ligong Daxue Xuebao x +

Address bar: <https://www.scimagojr.com/journalsearch.php?q=13026&tip=sid&clean=0>

Navigation: Home Journal Rankings Country Rankings Viz Tools Help About Us

Search bar: Enter Journal Title, ISSN or Publisher Name

Huadong Ligong Daxue Xuebao / Journal of East China University of Science and Technology

COUNTRY

China



Universities and research institutions in China



Media Ranking in China

SUBJECT AREA AND CATEGORY

Chemical Engineering
└ Chemical Engineering (miscellaneous)

Engineering
└ Engineering (miscellaneous)

Materials Science
└ Materials Chemistry

PUBLISHER

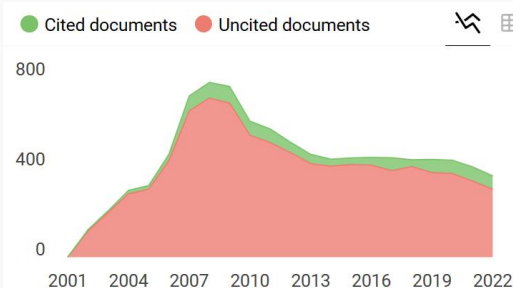
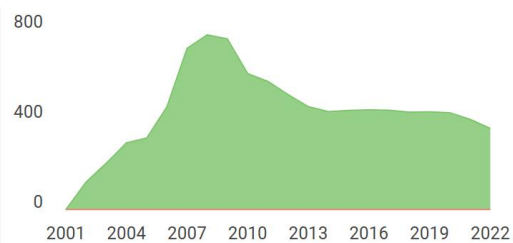
East China University of Science and Technology



East China University of Science and Technology in Scimago Institutions Rankings

SCOPE

Journal of East China University of Science and Technology (Natural ScienceEdition) is supervised by the Ministry of Education of China and published by East China University of Science and Technology. It publishes innovative research articles in engineering and science mainly including Chemical Engineering, Biological Engineering, Materials Science and Engineering, Applied Chemistry, Mechanical Engineering, Environmental Science and Engineering, and Information Science and Engineering. The types of manuscripts received include communications, papers, reviews and process innovations.



Huadong Ligong Daxue Xuebao / Journal of East...

Q4 Chemical Engineering (miscellaneous) best quartile

SJR 2022 0.12

powered by scimagojr.com

Show this widget in your own website

Just copy the code below and paste within your html code:

```
<a href="https://www.scimaç
```

Published: 2023-10-03

Articles

PERFORMANCE EVALUATION OF CORN LEAVES DISEASES CLASSIFICATION USING LIGHTWEIGHT DEEP LEARNING

Maulana*, Rizka Ramadhana#, Fudong Ge*
1-10



EXPERIMENTAL STUDIES OF INDIAN-ALMOND ORIGINATED SURFACTANT IN ENHANCED OIL RECOVERY APPLICATIONS

Harry Budiharjo Sulistyarso*, Joko Pamungkas, and Yulius Deddy Hermawan
11-24



IMPLEMENTATION OF ADAPTIVE-PID CONTROL IN A 10 L STIRRED TANK HEATER

Yulius Deddy Hermawan *, Yusmardhany Yusuf, Eka Rizqina Andari, Ariba Aulia Rahma, Maverick Na'im Tyas Kurniarto, Vitri Simanullang, Ahmad Aulia Rahman, Nurcholis Majid, Harry Budiharjo Sulistyarso
25-38



UTILIZING THE POTENTIAL RIG-TO-REEF AS A SUSTAINABLE SOLUTION FOR MARINE WASTE MANAGEMENT: CASE STUDY AND ENVIRONMENTAL ASSESSMENT OF PLATFORM "MAN"

Dedy Kristanto*, Nanda Berkah Pratama*, Azhar Faari Fatahillah, Michael Revindra Adiperdan, Luky Agung Yusgiantoro
39-52



LABORATORY ANALYSIS OF RESIDUE DUE TO HIGH SALINITY OF PRODUCE WATER BASED FRACTURING FLUID

Dedy Kristanto*, Dewi Asmorowati*, Hariyadi, Allen Haryanto Lukmana, Susanti Rina
53-59



Indexing



ELSEVIER

Scopus®

ISSN

1006-3080

[Make a Submission](#)

Information

[For Readers](#)

[For Authors](#)

[For Librarians](#)

Publisher

East China University of Science and Technology

Editorial Team

Editor-in-Chief:

QIAN Xuhong

Vice Editor-in-Chief:

GUO Xuhong GONG Shangqing

Editorial Committee:

CHENG Zhenmin	GU Xingsheng	HU Aiguo
HU Jianying	HU Ying	JIN Wanqin
LI Chunzhong	LI Jiankui	LIN Jiaping
LIU Changsheng	LIU Honglai	LIU Yongdi
LIU Zheng	LONG Yitao	Martien A Cohen Stuart
Matthias Ballauff	QIAN Feng	Robert K. Prud'homme
SONG Gonghua	TANG Yun	TIAN He
TU Shandong	WANG Zhaohui	WANG Fuchen
WANG Jiming	XU Jianhe	XU Lijun
XUAN Fuzhen	YANG Yi	YU Huiqun
YU Jianguo	YUAN Weikang	ZHAO Ling
ZHENG Jinyang	ZHU Qingshan	ZHU Weihong
AN Qi	CAO Zhang	DUAN Xuezhi
GUO Zhiqian	HE Xiaopeng	HU Yanjie
HUA Qiang	LI Feng	LI Dongsheng
LIN Shaoliang	LIU Jichang	LIU Qin
MA Xiang	NIU Yugang	NIU Yueping
QI Zhiwen	QU Dahui	QU Xue
SUN Jiangtao	WANG Yiming	XU Zhaochao
XU Zhi	YANG Youjun	ZHAN Wangcheng
ZHANG Li		

Executive Editorial Committee:

Indexing



ELSEVIER

Scopus®

ISSN

1006-3080

[Make a Submission](#)

Information

[For Readers](#)

[For Authors](#)

[For Librarians](#)

Publisher

East China University of Science and Technology

Journal Type



Subscription Based

Other Link

[Publishing Ethics & Rectitude](#)

LABORATORY ANALYSIS OF RESIDUE DUE TO HIGH SALINITY OF PRODUCE WATER BASED FRACTURING FLUID

PDF

Published: Nov 7, 2023

Keywords:
Residue, Viscosity, Salinity, Produced water, Fracturing fluid

Dedy Kristanto*, Dewi Asmorowati*, Hariyadia, Allen Haryanto Lukmana, Susanti Rina

Abstract

The residue created by water-based fracturing fluids is still a shortcoming in their application. This is related to formation damage induced by hydraulic fracturing. The use of water in the manufacturing of water-based fracturing fluids is one of the sources of the ensuing residue level. Production water has been extensively researched as a source of water for the production of fracturing fluids. Previous research has found that the presence of monovalent and divalent ions influences the viscosity of the fracturing fluid. Furthermore, dissolve ions in the produce water also increase the water salinity value. Based on these phenomena, more research is needed to determine the effect of dissolved ions and water salinity on viscosity and residue of produce water based fracturing fluid. An examination of the influence of produce water salinity on the residue was carried out in the laboratory using a centrifuge method. Residue testing was carried out after testing the viscosity and breaktime in a water bath at 70 0C. This study found that increasing the dissolved ion content in production water, both monovalent and divalent, reduces viscosity, but the resultant residue is still larger than when using tap water at the same thickener, crosslink, and breaker concentrations.

How to Cite

Dedy Kristanto*, Dewi Asmorowati*, Hariyadia, Allen Haryanto Lukmana, Susanti Rina. (2023). LABORATORY ANALYSIS OF RESIDUE DUE TO HIGH SALINITY OF PRODUCE WATER BASED FRACTURING FLUID. *Journal of East China University of Science and Technology*, 66(3), 53–59. Retrieved from https://hdlgdxxb.info/index.php/JE_CUST/article/view/588

[More Citation Formats](#)

[Download Citation](#)

Issue

[Vol. 66 No. 3 \(2023\)](#)

Indexing



ELSEVIER

Scopus®

ISSN

1006-3080

[Make a Submission](#)

Information

[For Readers](#)

[For Authors](#)

[For Librarians](#)

Publisher

East China University of Science and Technology

Journal Type



Subscription Based

Other Link

[Publishing Ethics & Rectitude](#)

LABORATORY ANALYSIS OF RESIDUE DUE TO HIGH SALINITY OF PRODUCE WATER BASED FRACTURING FLUID

Dedy Kristanto^{a*}, Dewi Asmorowati^{a,c*}, Hariyadi^a, Allen Haryanto Lukmana^a, Susanti Rina^b

^aPetroleum Engineering Department, Universitas Pembangunan Nasional "Veteran" Yogyakarta, D.I. Yogyakarta 55283, Indonesia

^bChemical Engineering Department, Universitas Pembangunan Nasional "Veteran" Yogyakarta, D.I. Yogyakarta 55283, Indonesia

^cPetroleum Engineering Department, Bandung Institute of Technology, Bandung 40116, Indonesia

*Corresponding Author: dedikristanto@upnyk.ac.id; dewi.asmorowati@upnyk.ac.id

ABSTRACT

The residue created by water-based fracturing fluids is still a shortcoming in their application. This is related to formation damage induced by hydraulic fracturing. The use of water in the manufacturing of water-based fracturing fluids is one of the sources of the ensuing residue level. Production water has been extensively researched as a source of water for the production of fracturing fluids. Previous research has found that the presence of monovalent and divalent ions influences the viscosity of the fracturing fluid. Furthermore, dissolve ions in the produce water also increase the water salinity value. Based on these phenomena, more research is needed to determine the effect of dissolved ions and water salinity on viscosity and residue of produce water based fracturing fluid. An examination of the influence of produce water salinity on the residue was carried out in the laboratory using a centrifuge method. Residue testing was carried out after testing the viscosity and breaktime in a water bath at 70 °C. This study found that increasing the dissolved ion content in production water, both monovalent and divalent, reduces viscosity, but the resultant residue is still larger than when using tap water at the same thickener, crosslink, and breaker concentrations.

Keywords: Residue, Viscosity, Salinity, Produced water, Fracturing fluid.

INTRODUCTION

Since the conception of hydraulic fracturing, many fluids have been generated and tested as potential suites for specific formation types and even geographical areas. The most widely utilized hydraulic fracturing fluids nowadays are water-based. Because of their inexpensive price, accessibility, and ability to move proppants (Reza Barati, 2014) into position to preserve fracture conductivity, they are preferred. The formation damage caused by the use of water-based fracturing fluids is one of the issues (Lipei Fu, 2020). The presence of residue is one of the reasons of cause damage to this structure (Tariq Almubarak, 2020). After the fracture process, residue is material that is no longer dissolved in the fracturing fluid. The type of thickener (Abdulraheim M.A. Hasan, 2018), crosslinker (Leiming Li G. A.-M., 2016), breaker, and other additives used in water-based fracturing fluids affects the residue content (Reza Barati, 2014, Al-Muntashen, 2014).

Thickening fluid types Guar gum and its derivatives are thickeners commonly employed in hydraulic fracturing fluids (Abdulraheim, M.A.H., 2018, Montgomery, 2013). Guar gum, also known as Guaran, Cyamopsis gum, Guarina, Glucotard, and Guyan, is a non-ionic, water-soluble polymer derived from the refined grain of cluster bean seeds. This type is more environmentally friendly, cost-effective, and simple to mix with different types of crosslinkers. The disadvantage of this form of thickening fluid is that it produces more residue than synthetic thickening fluids (Montgomery, 2013, E. Azizov, 2015).

According to a study conducted by Dewi Asmorowati (2022), the higher the residue will be higher the crosslinker concentration. This research uses tap water, HPG thickener, borate crosslinker, and bromate as breakers.



The use of produced water as a fracturing fluid as a replacement for fresh water has been thoroughly investigated. King (2011), investigated the use of generated and flowback water as an alternative to tap water in a closed-loop system. This method of using produced water reduces the need for reservoir construction while also utilizing unused produced water, making it more cost effective. According to Brandan Ruyle, (2015), using produced water with polymers for fracturing fluid can save it about \$1000 per year.

Based on prior studies, further research is needed about the impact of the water properties utilized in the fracturing fluid on the viscosity and residue generated. This study usage of production water that has high levels of salt, chloride, and salinity ions.

MATERIALS AND METHOD

2.1. Thickener and other additives

The thickener, Guar Gum, of industrial grade, was provided by PT. Bukitapit Bumi Persada, Indonesia. Low temperature crosslink and oxidizer as breaker were used in this formula of fracturing fluid. The crosslinker concentration used was 0.4% and 0.6% by volume, with breaker concentration of 2% by volume. The compositions of the fracturing fluid formula are shown in Table 1.

Table 1. Fracturing fluid formula

Sample name	Thickener concentration, ppt	Crosslinker, vol %	Breaker, vol %
A	40	0.4	0.2
B	40	0.6	0.2

2.2. Water samples

In this experiment, three type of water samples are tap water, de-ionized water, and produced water from one of oil field in Indonesia. The tap water and de-ionized water were used as a material for making synthetic brine. Table 2 shows the analysis reports of produced water sample. The content of Na⁺ and salinity of the formation water was relatively high. According to the water analysis reports, the sodium chloride (NaCl) was selected and added to the tap water to prepare the de-ionized water as synthetic brine. To prepare de-ionized water a certain amount of NaCl was added to 1L of tap water and stirred using an agitator for 30 minutes. The salinity of synthetic brine were 10,000 ppm and 20,000 ppm.

Table 2. Composition of produced water

Ion type	Concentration, mg/L
Na ⁺	12,758
Cl ⁻	6,066
Ca ²⁺	26,800
Mg ²⁺	6,120
Salinity	19,700
TDS	15,830

2.3. Preparation of based fracturing fluid

There were four based fracturing fluids with different water salinity. Each based fracturing fluid was prepared with same method. 40 ppt of thickener was added into 1L tap water, de-ionized water (salinity 10,000 ppm and 20,000 ppm), and produced water. The fluid was mixed at 1000 RPM using agitator for 20 min. Following that, 0.4% or 0.6% crosslinker was added and mixed. 100 mL sample were used for the viscosity test using Fann VG meter at 300 RPM. Liquid gel breaker, clay stabilizer, and buffer were added directly to the final fracturing fluid sample.



2.4. Residue test

A 100 mL fracturing fluid samples heated in a water bath at 70°C until break. Then, separation process places the sample in the centrifuge tube, seal it, and spin it for 30 minutes at 300 RPM. Examine the resulting residue visually. The residue should then be filtered using filter paper with pore sizes of 2.5 micrometers and dried in an oven at 100 °C for 30 minutes. Weigh the dry residue and then use the following calculation to compute the resulting residue:

$$Residu = \frac{\text{weight of dry residue}}{\text{volume of fracturing fluid}} \text{ mg/L} \quad (1)$$

RESULTS AND DISCUSSION

3.1. Viscosity of based fracturing fluid

Increasing the Na⁺ ion concentration in tap water to 20,000 ppm resulted in increased viscosity as shown in Figure 1. These findings are congruent with those of (Ahmed, M.E., 2016, Leiming Li, Q.Q., 2016). However, the viscosity drops in produced water with salinities near to 20,000 ppm. This is due to the presence of more complicated ions in the production water, such as divalent ions: calcium and magnesium (Ca²⁺ and Mg²⁺).

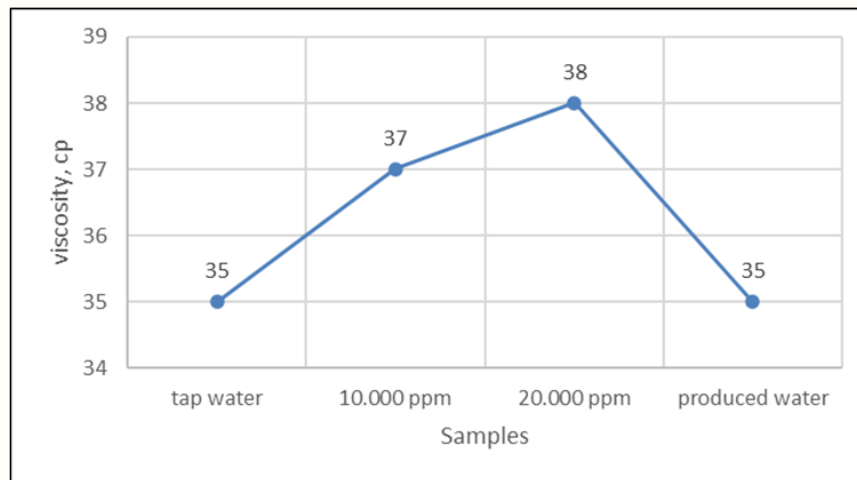


Fig. 1. Viscosity of the fracturing fluid using tap water, DI water salinity 10,000 ppm, DI water salinity 20,000 ppm, and produced water

Ahmed, M.E., (2016), did study that investigated the viscosity of the fracturing fluid using production water directly and then compared it to utilizing fresh water, dilution of 25 times the production water. According to this study, using production water directly leads in a decrease in the viscosity of the fracturing fluid as compared to fresh water. Dilution is required to obtain high viscosity. Dilution is used to reduce the number of divalent ions (Ca²⁺ and Mg²⁺). In order to obtain high viscosity. Reduced Ca²⁺ ions result in increased viscosity, whereas reduced Mg²⁺ has no effect. The interaction of Mg²⁺ ions with the polymer's hydroxyl groups has no influence on the polymer's dynamic radiation and has no effect on the hydration of the guar polymer.

3.2. Residue of fracturing fluid

Figure 2 showed that the Na ion concentration increased the residue compared with the base line using tap water. This shows that the solubility of monovalent ions influences the breaking process of the thickener. It can also be concluded that the solubility of NaCl in tap water exceeds saturation, thereby increasing the resulting residue. Whereas in the production water samples, the residue produced was still higher than the tap water samples but lower when compared to the DI water samples, both with salinities of 10,000 ppm and 20,000 ppm, respectively.

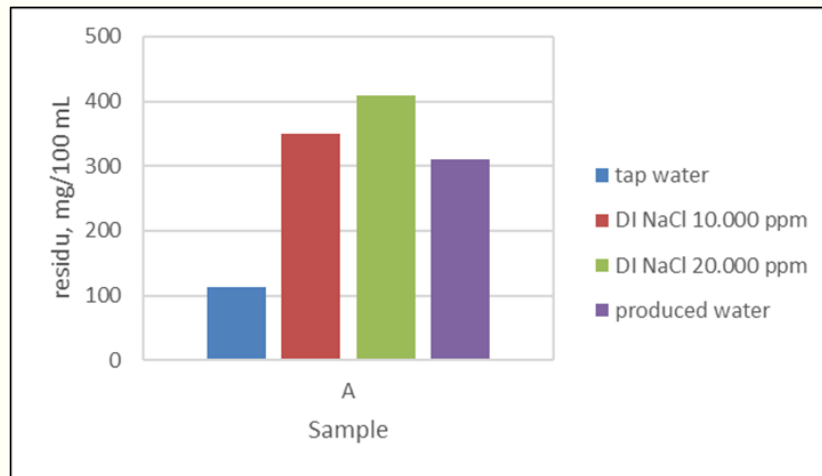


Fig. 2. Residue of the fracturing fluid with 0.4% crosslink and 0.2% breaker using tap water, DI water salinity 10,000 ppm, DI water salinity 20,000 ppm, and produced water

3.3. Residue of fracturing fluid due to crosslinker

Furthermore, at a crosslink concentration of 0.4%, the viscosity produced by the tap water sample and production water are the same, but the production water sample creates 64% more residue. The residue formed by production water is the result of a shortage of breakers. According to the findings of Sarkis Kakadjian, (2015), who compared the concentration of Guar gel to the needed breaker. As the concentration of Guar utilized increases, so does the concentration of breaker. At a Guar concentration of 30 lb/1000 Guar gel, approximately 2 ppt of oxidizer breaker is required to create the same residue as utilizing a lower concentration of Guar. The results comparison about residue of fracturing fluid due to crosslinker is shown in Figure 3.

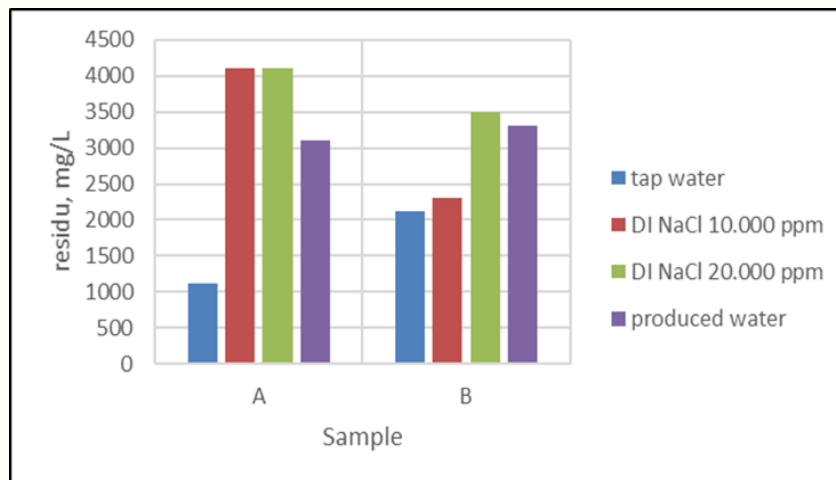


Fig. 3. Residue comparison between 0.4% and 0.6% crosslink in tap water, DI water salinity 10,000 ppm, DI water salinity 20,000 ppm, and produced water fracturing fluid.

The tap water and production water samples showed results consistent with research by (Dewi Asmorowati, 2022), which stated that the increase in residual content was directly proportional to the crosslink concentration used in the fracturing fluid. However, the results of the DI sample testing for water with a salinity of 10,000 ppm and 20,000 ppm with different crosslink concentrations showed that the increase in crosslink concentration was inversely proportional to the residue produced. At a concentration of 0.6%, there was a decrease in residue in the DI water salinity samples of 10,000 ppm and 20,000 ppm by 44%



and 15% respectively. This shows that the ion content, both monovalent and divalent, in the water affects the residue produced. When water only contains monovalent ions, it will increase the residue produced, different if the presence of monovalent ions is followed by the presence of divalent ions it will decrease the residue produced.

CONCLUSIONS

From the result and discussion above, it concludes that:

1. Water salinity by adding NaCl to tap water increases the viscosity value and residue produced.
2. Using production water (19,700 ppm) reduces viscosity and residue when compared to using tap water with a salinity of 20,000 ppm.
3. The residue generated by the use of production water is affected by the concentration of thickener, crosslinker, and breaker used.
4. Further research is needed regarding the effects of divalent ions in residue formations.

ACKNOWLEDGEMENTS

The authors would like to thank the PT Bukit Apit Bumi Persada for chemical support for this research, and LPPM Universitas Pembangunan Nasional "Veteran" Yogyakarta for the financial funding to accomplish of this research.

DECLARATION OF COMPETING INTEREST

The authors have no conflict of interest to declare.

REFERENCES

1. A. B. Abdul Majid, J. E.-D.-S. (2017). Seawater Based Fracturing Fluid: A Game Changer in Hydraulic Fracturing Applications in Saudi Arabia. *SPE Middle East Oil & Gas Show and Conference* (pp. <https://doi.org/10.2118/184015-MS>). Manama, Kingdom of Bahrain: OnePetro, SPE.
2. Abdurraheim M.A. Hasan, M. E.-R. (2018). Applications of guar gum and its derivatives in petroleum industry: A review. *Egyptian Journal of Petroleum*, <https://doi.org/10.1016/j.ejpe.2018.03.005>.
3. Ahmed M. Elsarawy, H. A.-E.-D. (2016). Laboratory Study on Using Produced Water in High pH Borate Gels Used in Hydraulic Fracturing. *SPE Improved Oil Recovery Conference* (pp. SPE-179553-MS). Tulsa, Oklahoma, USA: SPE.
4. Al-Muntasheri, G. A. (2014). A Critical Review of Hydraulic-Fracturing Fluids for Moderate- to Ultralow-Permeability Formations Over the Last Decade . *SPE Prod & Oper*, <https://doi.org/10.2118/169552-PA>.
5. Amro Othman, M. M. (2022). Effect of Seawater Ions on Polymer Hydration in the Presence of a Chelating Agent: Application to Hydraulic Fracturing. *ACS Omega*, <https://doi.org/10.1021/acsomega.2c06356>.
6. Azizov, E., Quintero, H. J., Saxton, K., & Sessarego, S. (2015). Carboxymethylcellulose a Cost Effective Alternative to Guar, CMHPG and Surfactant-Based Fluid Systems. *SPE/CSUR Unconventional Resources Conference*. Calgary, Alberta, Canada: Society of Petroleum Engineers.
7. Bin Yuan, Y. W. (2019). The effects of fracturing fluid retention on permeability of shale reservoirs. *Energy Procedia*, <https://doi.org/10.1016/j.egypro.2019.01.529>.
8. Branden Ruyle, F. E. (2015). Quantifiable Costs Savings by Using 100% Raw Produced Water in Hydraulic Fracturing. *SPE Latin American and Caribbean Petroleum Engineering Conference* (pp. <https://doi.org/10.2118/177135-MS>). Quito, Ecuador: OnePetro, SPE.
9. Chetan Prakash, T. R. (2016). Successful Application of Seawater-Based Clean Fracturing Fluid. *SPE Asia Pacific Hydraulic Fracturing Conference* (pp. <https://doi.org/10.2118/181827-MS>). Beijing, China: OnePetro, SPE.



10. Clark, J. (1949). A Hydraulic Process for Increasing the Productivity of Wells. *Journal of Petroleum Technology*, 8.
11. Dewi Asmorowati, D. K. (2022). Compatibility of Guar Gum-Based Fracturing Fluid and Breaker Due to Residue and Proppant Carrying Performance. *International Journal of Oil, Gas and Coal Engineering*, doi: 10.11648/j.ogce.20221005.11.
12. E. Azizov, H. J. (2015). Carboxymethylcellulose a Cost Effective Alternative to Guar, CMHPG and Surfactant-Based Fluid Systems. *SPE/CSUR Unconventional Resources Conference* (pp. <https://doi.org/10.2118/175904-MS>; Paper Number: SPE-175904-MS). Calgary, Alberta, Canada: Society of Petroleum Engineers.
13. Elsarawy, A. M., Nasr-El-Din, H. A., & Cawiezel, K. E. (2016). Laboratory Study on Using Produced Water in High pH Borate Gels Used in Hydraulic Fracturing. *SPE Improved Oil Recovery Conference* (pp. <https://doi.org/10.2118/179553-MS>). Tulsa, Oklahoma, USA: OnePetro, SPE.
14. Erdong Yao, H. X. (2022). Reusing Flowback and Produced Water with Different Salinity to Prepare Guar Fracturing Fluid. *Energies*, <https://doi.org/10.3390/en15010153>.
15. Hai, Q., Liancheng, R., Wenhao, H., Tingxue, J., & Yiming, Y. (2018). Successful Application of Clean Fracturing Fluid Replacing Guar Gum Fluid to Stimulate Tuffstone in San Jorge Basin, Argentina. *SPE International Conference and Exhibition on Formation Damage Control* (pp. <https://doi.org/10.2118/189478-MS>). Lafayette, Louisiana, USA: OnePetro, SPE.
16. J. Weaver, E. S. (2002). New Fluid Technology Allows Fracturing Without Internal Breakers. *SPE Gas Technology Symposium* (pp. <https://doi.org/10.2118/75690-MS>). Calgary, Alberta, Canada: OnePetro, SPE.
17. J.L. Gidley, S. H. (1989). Fracturing Fluids and Additive. In S. H. J.L. Gidley, *In Recent Advances in Hydraulic Fracturing* (pp. Chap. 7, 131). Texas: Monograph Series, SPE.
18. King, G. E. (2011). *A Closed Loop System Using a Brine Reservoir to Replace Fresh Water as the Frac Fluid Source*. United States: EPA United States Environmental Protection Agency.
19. Leiming Li, G. A.-M. (2016). A review of crosslinked fracturing fluids prepared with produced water. *Petroleum*, <http://dx.doi.org/10.1016/j.petlm.2016.10.001>.
20. Leiming Li, Q. Q. (2015). How Extremely High-TDS Produced Water Compositions Affect Selection of Fracturing Fluid Additives. *SPE International Symposium on Oilfield Chemistry* (pp. <https://doi.org/10.2118/173746-MS>). The Woodlands, Texas, USA: OnePetro, SPE.
21. Lipei Fu, K. L. (2020). Study on the damage and control method of fracturing fluid to tight reservoir matrix. *Journal of Natural Gas Science and Engineering*, <https://doi.org/10.1016/j.jngse.2020.103464>.
22. Montgomery, C. (2013). Fracturing Fluid Component. In C. Montgomery, *Effective and Sustainable Hydraulic Fracturing* (p. <http://dx.doi.org/10.5772/56422>). NSI Technologies, Tulsa, Oklahoma , USA: InTech.
23. Reza Barati, J.-T. L. (2014). A Review of Fracturing Fluid Systems Used For Hydraulic Fracturing of Oil and Gas Wells. *Journal of Applied Polymer Science*, DOI: 10.1002/app.40735; <https://www.researchgate.net/publication/261411144>.
24. Saebom Ko, X. W. (2020). Growth inhibition and deposition prevention of sulfide scales. *Journal of Petroleum Science and Engineering*, 9.
25. Saebom Ko, Y. Z. (2022). Deposit Prevention of Mineral Scales Using a Universal Dispersant of Carboxymethyl Cellulose. *SPE Journal*, 11.
26. Sarkis Kakadjian, J. T. (2015). Fracturing Fluids from Produced Water. *SPE Production and Operations Symposium* (pp. <https://doi.org/SPE-173602-MS>). Oklahoma City, Oklahoma, USA: OnePetro, SPE.
27. Tariq Almubarak, J. H.-E.-D. (2020). Insights on Potential Formation Damage Mechanisms Associated with the Use of Gel Breakers in Hydraulic Fracturing. *Polymers*, doi:10.3390/polym12112722.
28. Tariq Almubarak, J. H.-E.-D. (2020). Insights on Potential Formation Damage Mechanisms Associated with the Use of Gel Breakers in Hydraulic Fracturing. *Polymers*, 22.

