

ABS 85

by Abs 85

Submission date: 22-Nov-2021 11:58AM (UTC+0700)

Submission ID: 1709838878

File name: ABS-85-Revisi.docx (673.8K)

Word count: 4049

Character count: 20913

Potency of guava shoot extract as a control means against *Diaphorina citri*

M E Poerwanto^{1,2} and C Solichah¹

¹Faculty of Agriculture, UPN "Veteran" Yogyakarta

²Correspondent author

²email: mofit.eko@upnyk.ac.id

Abstract. Citrus production in Indonesia and the world is facing a serious problem by CVPD attacks. *Diaphorina citri* is the vector of the disease. Guava leaf extract is able to be proposed as prospective control means for the vector. Investigation was conducted to identify the repellent effect of guava leaves to adult of *D. citri* and the attractiveness to its predator, *Menochilus sexmaculatus*. Repellent effect of grinded dried of upper, middle and bottom shoot of non-seed, white, and red guava shoots to *D. citri* and *M. sexmaculatus* were determined in Y-tube olfactometer. The result showed that repellent effect to *D. citri* was on guava shoots odor sources. Repellence effect was highest on white guava shoots, followed by non-seed guava and red guava. Repellent effect was 80.7%, 72.7%, and 70.0% respectively. However they did not have any repellent effect to *M. sexmaculatus*. Guava shoots had the attractiveness effect to *M. sexmaculatus* adult. The effect was higher on upper, middle, and bottom shoot of red guava, and white guava, and middle shoot of non-seed guava than on upper shoot of citrus. Exception phenomenon was found on upper and bottom shoot of non-seed guava. The attractiveness on those shoots was lower than on citrus leaves. It was able to use guava shoots to repel *D. citri* and to attract *M. sexmaculatus* adult as a part of control means of *D. citri* vector of CVPD disease.

Key words: CVPD, *Diaphorina citri*, *M. sexmaculatus*, guava, vector

1. Introduction

Citrus production in Indonesia currently increase by 6.22% or 159.46 thousand tons from 2019 with a total production of 2.72 million tons. The highest production of citrus in 2020 occurred in the second quarter, which increased by a total of 828.38 thousand tons produced by 19.71 million citrus plants. The increase was supported by the increase of the number of producing plants. It is reported by Indonesian Central Statistics Agency [1], citrus production in 2015 up to 2020 has increased successively as 2.13 million tons, 2.29 million tons, 2.51 million tons, 2.56 million tons and 2.72 million tons every year respectively.

Although citrus production has increased, the increase in production mainly due to the addition of citrus plantations. Citrus productivity is still constrained by CVPD (citrus vein phloem degeneration) disease. The attack of CVPD has a devastating impact on citrus plantation. CVPD disease is caused by phloem-limited bacteria of '*Candidatus Liberibacter asiaticus*' (CLas: α -Proteobacteria). It is a Gram-negative bacteria [2] [3]. The specific symptoms of the disease are: leaves with asymmetric, blotchy-mottling that seem like chlorosis symptom caused by mineral deficiencies; small upright leaves; vein-corking or yellowing; out-of-season flushing and heavy flowering; small, lopsided, bitter tasting fruit with aborted seeds; branch dieback; and death of trees [4]. It caused a high plants mortality. Citrus plant's life span will reduce to 7–10 years [5] [6]. CVPD also shortening the productive period and decrease the level of productivity and quality of citrus fruits [7]. Citrus plants will decrease their fruit productivity in 2–5 years after the first symptoms appear [5] [6]. The worst loss of citrus production in Indonesia was happened in 2008 up to 2012. It was from about 2,467,632 tons (2008) to 1,611,768 tons

(2012) and an increase in citrus imports from 138,000 tons with a value of USD117 million in 2008 to 256,000 tons with a value of USD247 million in 2012 [8].

The pathogen is transmitted by *Diaphorina citri* Kuwayama (Hemiptera: Psyllidae). Imago of *D. citri* or psyllid and the 4-5 instar nymph are the only stage that have capability of transmitting the disease [9] [10]. The vector can transmit disease throughout its life [11] [12]. Control of *D. citri* or psyllid still rely on the use of synthetic chemical insecticides that are expensive and not environmentally friendly [13]. An alternative to synthetic insecticides is mineral oil [14], but it is still rare and expensive.

In the process of searching for host plants, one of the factors that affect insects is volatile compounds released by plants. Volatile compounds are secondary compounds released by plants and evaporate quickly [15]. Each type of plant produce specific volatile compounds. The content and composition of these compounds have contributed to the distinctive character of the plant. Volatile compounds are produced by plants from the organs of leaves, flowers, or fruit. Volatile compounds secreted by plants can provide differences in the attraction of insects to plants. In addition to volatile compounds, physical and chemical properties can also affect the attractiveness of insects on their host plants. Intercropping of guava in citrus plantations was significantly decrease the infestation of *D. citri* and infection of CVPD disease. The presence of one guava plant among eight citrus plants succeeded in preventing the entry of *D. citri* populations and the occurrence of CVPD attacks on citrus plants [16] [17]. The volatile active compounds of guava leaves are a potential source of botanical insecticides, but the type and mechanism of the volatile compounds are unknown. *D. citri* in finding its host also relies on volatile odour of specific compounds from citrus shoots. Acetic acids and formic compounds have an important role in acceptance of host [18]. This research was aimed to identify the role of guava leaves extracts to *D. citri* and its predator as a prospective means for controlling *D. citri*.

2. Methods

2.1. Insect rearing

Rearing of *D. citri* was conducted inside a greenhouse. Disease free-cultured of adult of *D. citri* was obtained from research centre for citrus and sub-tropical fruit (BALITJESTRO), Malang, Indonesia. Orange jasmine (*Muraya paniculata*) plants were used as host plants. They were planted in plastic pots (Ø 25 cm, height 18 cm) in gauze cages (60 cm length, 60 cm width, and 100 cm height). Buds produced after pruning were used for eggs laying. The temperature of greenhouse was set at 26-30°C and the relative humidity was maintained at 60-70%.

Rearing of *Menochilus (Cheilomenes) sexmaculatus* was done using aphid as preys. First, aphid was reared on long bean plants. Seedlings of long beans planted in polybags (Ø 15 cm, height 30 cm) and were put in a cage with a gauze cover (100 cm length, 100 cm width, 100 cm height). After 7 days, the leaves were infested with aphid. Aphid were obtained from the field. Long bean plants were always replaced with new ones when they start to wither/dry due to being attacked by aphid. A pair of adult *M. sexmaculatus* were placed in a gauze cage containing long beans and aphid for laying eggs. Eggs will hatch after 3-4 days, and adult insects are obtained after 14-15 days.

2.2. Leaf extraction

Fully open leaf of citrus (*Citrus reticulata*) upper shoots (leaf number 1 and 2 from the tip), and guava (*Psidium guajava*) upper shoots (leaf number 1 and 2 from the tip), middle shoots (leaf number 3 and 4 from the tip), and bottom shoots (leaf number 5 and 6 from the tip) were dried in oven for 24 hours at 50°C. The dried leaves were then ground with an electric grinder and then sieved to extract the powder. Leaf powder were stored in airtight containers.

2.3. Repellence/attractant test

Choice test was performed for testing the repellence responses to *D. citri* and the attraction of *M. sexmaculatus* adult by using a modified olfactometer made of transparent glass tube (10 mm internal diameter, 300 mm long) with a "Y" shape. The main tube was A, the left branch was B and the right branch was C. Ten adult *D. citri* of mixed gender were placed at the end of tube A. Five gram of guava leaves extract according to treatment were put in an airtight container (Ø 150 mm, 150 mm high) and connected by a silicone tube (5 mm internal diameter) to the end of branch B, and 5 g of citrus leaf extract was connected to the end of branch C. Air was pumped through activated charcoal to clean the air and then through distilled water to clean unwanted particles and for humidifying the air. The cleaned air then move to the both odour sources containers with the air flow of 20 mL min⁻¹. Air flow meter was used to measure the air flow. Next, the test insects were allowed to choose whether to go to the B end or the C end and their number was also recorded. The treatment was repeated 30 times. The same method was conducted on adult of *M. sexmaculatus*. The list of odour sources comparison is as shown in Table 1.

Table 1. Y-tube olfactometer test of 10 adults of *D. citri* or *M. sexmaculatus* for 30 minutes on the odour of citrus leaves extract compared to the upper, middle, and bottom shoots of red, white and non-seed guava (n = 30)

Comparison		Odor sources	
<i>D. citri</i>			
I	Citrus leaf (CT)	Vs	Fresh air (FA)
II	Citrus leaf (CT)	Vs	Citrus leaf + Red guava upper shoot (RGU)
III	Citrus leaf (CT)	Vs	Citrus leaf + White guava upper shoot (WGU)
IV	Citrus leaf (CT)	Vs	Citrus leaf + Non-seed guava upper shoot (NSGU)
<i>M. sexmaculatus</i>			
V	Citrus leaf (CT)	Vs	Citrus leaf + White guava upper shoot (WGUS)
VI	Citrus leaf (CT)	Vs	Citrus leaf + Red guava upper shoot (RGUS)
VI	Citrus leaf (CT)	Vs	Citrus leaf + Non-seed guava upper shoot (NSGUS)
VIII	Citrus leaf (CT)	Vs	Citrus leaf + White guava middle shoot (WGMS)
IX	Citrus leaf (CT)	Vs	Citrus leaf + Red guava middle shoot (RGMS)
X	Citrus leaf (CT)	Vs	Citrus leaf + Non-seed guava middle shoot (NSGUS)
XI	Citrus leaf (CT)	Vs	Citrus leaf + White guava bottom shoot (WGBS)
XII	Citrus leaf (CT)	Vs	Citrus leaf + Red guava bottom shoot (RGBS)
XIII	Citrus leaf (CT)	Vs	Citrus leaf + Non-seed guava bottom shoot (NSGBS)

3. Result and discussion

Y-tube olfactometer was an effective apparatus to test the response of insects to the odour of plant leaves extracts. Base on comparison I observation, It was showed that the population of adult insects of *D. citri* moving towards the odour source of the citrus leaf was significantly higher (7.93 ± 0.27) than the source of clean air (1.60 ± 0.13) (figure 1).

The presence of the odour of guava leaves reduces *D. citri*'s attraction to the odour of citrus leaves. Only 3.0 ± 0.32 adult attracted to the odour source of citrus leaf + red guava upper shoots (figure 2.A). It was significantly lower ($P < 0.0001$) than those was attracted to citrus leaves (7.00 ± 0.32). The same respond of adult *D. citri* was obtained on comparison IV, with the odour source of non-seed guava upper shoots. Most of the adult move to citrus leaves odour source (7.27 ± 0.32), and only 2.73 ± 0.32 adult move to the odour of citrus leaves + non-seed guava upper shoots (figure 2.C). The odour of guava shoots was also able to make *D. citri* confused to find the source of the odour of the host plant. Some of the adult (3.07 ± 0.55) were not moved to either citrus leaves odour source or to the odour sources of citrus leaves + white guava upper shoots (figure 2.B). Based on the comparison of white, non-seed, and red guava upper shoot, it is suggested that odour of non-seed guava has highest repellent effect to adult of *D. citri*, followed by red guava, and white guava. It is suggested that the highest repellent properties

is in non-seed guava shoot. *D. citri* adults use specific volatile compounds of citrus leaves and with a certain intensity as a cue to find the location of the host plant, and find plant parts that are not occupied by other competing insects [17]. Gravid female use volatile compounds for feeding and for oviposition, while for male adult *D. citri*, the odour was used for finding feeding site and for locating the female in mating activities [19](Martini, et al, 2014). Volatile compounds was the most important factor in determining host plant, even though leaves colour of citrus plant also has a role to attract adult *D. citri* [20].

In comparison V (figure 3.A.) it was seen that the red guava shoots were significantly more attractive ($P < 0.0001$) than the citrus shoots. The same results were also found in comparison VI (figure 3.B.) with a population of 5.60 ± 0.49 and 4.80 ± 0.55 , respectively. A different phenomenon was found in comparison VII (figure 3.C.), where citrus leaves were more attractive than non-seed guava shoots. As a polyphagous predatory insect, *M. sexmaculatus* eats various types of prey, especially fleas. This insect beetle uses the odours (compounds of volatile) of insect host plant to find its prey. Beetles were more attracted to the odour of citrus leaves than guava shoots, indicating that the insect that attacks citrus plants (*D. citri*) was also the prey of the beetle *M. sexmaculatus* [21]. It was suspected that the content of secondary metabolic substances that were repellent was very high, so the effect was stronger than the effect of the content of secondary metabolic substances that attract insects. Besides that, there was also mixing of odours of leaves from the two kind of plant which resulted in most of the beetle population (7.60 ± 0.14) not moving (NM) either to citrus or guava leaves odour sources. This indicated that the concentration of secondary metabolic substances that were attractive or repulsive in the shoots of white, red and non-seed guava were different. This phenomenon also showed that the repellence was dose dependent [22] and the highest repellence property is in the upper shoot of non-seed guava.

When the odour of the citrus leaves were compared with the odour of the middle shoots of white guava (figure 4.A.), red guava (figure 4.B.), and non-seed guava (figure 4.C.), the results were significant ($P < 0, 0001$). Middle shoots of guava were more attractive for the beetle. The populations of *M. sexmaculatus* attracted to the middle shoots of white, red, and non-seed guavas were 5.60 ± 0.27 , 3.60 ± 0.28 , and 4.40 ± 0.36 , respectively compared to the population attracted to the citrus leaves of 0.80 ± 0.18 , 1.20 ± 0.29 , and 1.60 ± 0.27 . Herbivorous insects use volatile compounds with specific types and intensities as a source of chemical markers to determine the location of their host plants [23], and to find plant parts that are still free of other insects that are a source of insect's competitors [24]. Predatory insects also behave in the same way by using the same volatile compounds to search for habitats and host plants for their insect prey. Receptor neurons in the antennae will capture volatile compounds produced by plants. Insect response depends on the type and intensity of the captured compound. This response will increase with the higher intensity of volatile compounds in the environment that have been caught [25].

The presence of specific volatile compounds from citrus leaves is a mainstay for *D. citri* and its predator, *M. sexmaculatus*, in finding their hosts. Two types of compounds, acetic and formic acids, play an important role in host selection [18]. *D. citri* gravid female in laying its eggs on the shoots of citrus plants prefers citrus plants with CVPD symptoms. It is strongly suspected that this is related to the increase in plant-specific volatiles in citrus plants that have been attacked by CVPD [26].

The phenomenon of more attraction of the adult of *M. sexmaculatus* on the citrus leaves was also found on the older (bottom) leaves of non-seed guava (figure 5.C.). It is suspected that the odours of citrus leaves has a higher concentration than the odours produced by the older leaves of non-seed guava. This assumption was reinforced by the lower population of immobile beetles (NM). It was suspected that the dose or the volatility of attractant constituent reduced with the increase of the age of leaf shoots [27]. Guava leaves and fruit produce many kinds of volatile compounds, such as several sesquiterpenes [28] [29], alcohols and aldehydes [30]. The repellence of these volatiles was highly dependent on their concentration in the air [17]. The dimethyl disulphide compound produced when guava leaves were injured also has a repellent effect on *D. citri* [31].

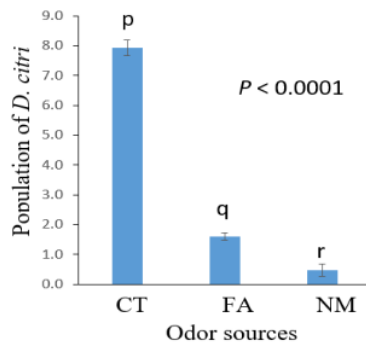


Figure 1. The mean (\pm SE) imago of *D. citri* that did not move (NM) or that moved to the odor of citrus leaves (CT) vs. clean air (FA) in Y-tube olfactometer

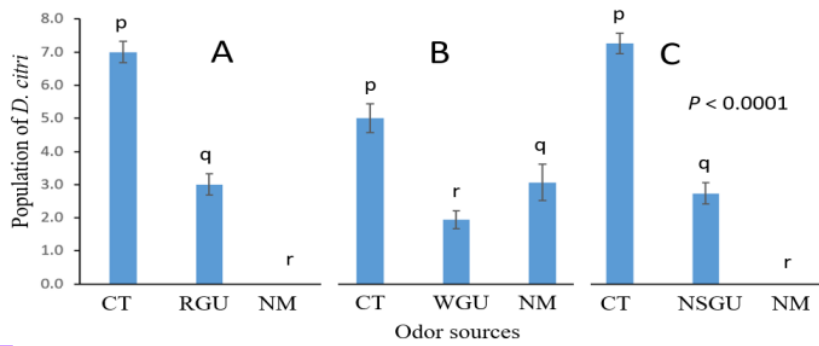


Figure 2. Mean (\pm SE) adult of *D. citri* that did not move (NM) or that moved to the odor of citrus leaves (CT) vs. red guava upper shoot (RGU) (A); white guava upper shoot (WGU) (B); non-seed guava upper shoot (NSGU) (C) in Y-tube olfactometer

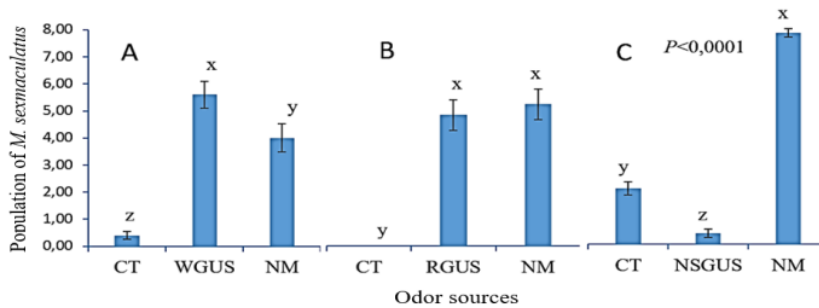


Figure 3. Mean (\pm SE) imago of *M. sexmaculatus* that did not move (NM) or that moved to the odor of citrus leaves (CT) vs. white guava upper shoots (WGUS) (A); red guava upper shoots (RGUS) (B); non-seed guava upper shoots (NSUS) (C) in Y-tube olfactometer

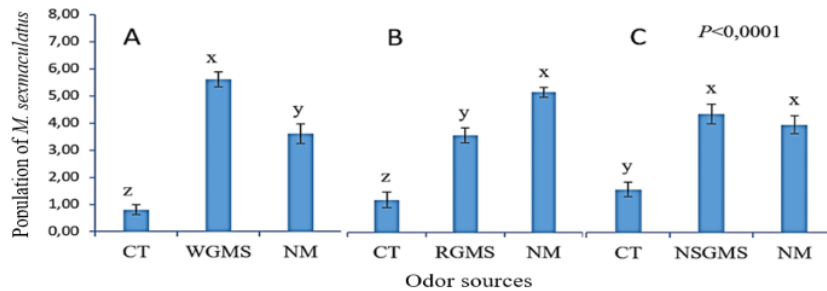


Figure 4. Mean (\pm SE) imago of *M. sexmaculatus* that did not move (NM) or that moved to the odor of citrus leaves (CT) vs. white guava middle shoots (WGMS) (A); red guava middle shoots (RGMS) (B); non-seed guava middle shoots (NSMS) (C) in Y-tube olfactometer

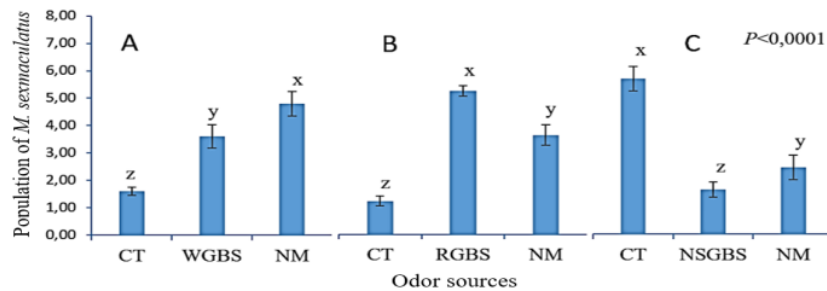


Figure 5. Mean (\pm SE) imago of *M. sexmaculatus* that did not move (NM) or that moved to the odor of citrus leaves (CT) vs. white guava bottom shoots (WGBS) (A); red guava bottom shoots (RGBS) (B); non-seed guava bottom shoots (NSBS) (C) in Y-tube olfactometer

4. Conclusion

Guava leaves were able to repel adult *D. citri* and attract the adult of *M. sexmaculatus*. The upper shoots of non-seed guava has the highest repellence effect to adult *D. citri*. The upper, middle, and bottom shoots of red and white guava, and middle shoots of non-seed guava were more attractive to *M. sexmaculatus* than the citrus leaves, except for the upper and bottom shoots of non-seed guava that less attracted to *M. sexmaculatus* compared to citrus leaves.

References

- [1] Badan Pusat Statistik (BPS). 2020. Production of Indonesian fruit crops: tangerines and pameo 2015-2020. Jakarta: BPS. <https://www.bps.go.id/site/resultTab> [August 1, 2021]. (in bahasa)
- [2] Nakashima K, Ohitsu Y, Prommintara M, 1998. Detection of citrus organism in citrus plants and psylla *Diaphorina citri* in Thailand. Annals of the Phytopathological Society of Japan, vol. 64, pp.153-159

- [3] Teixeira DC, Ayers J, Danet L, Jagoueix-Eveillard S, Saillard C, Bové JM. 2005. First report of a huanglongbing-like disease of citrus in São Paulo State, Brazil and association of a new *Liberibacter* species, '*Candidatus Liberibacter americanus*', with the disease", *Plant Disease*, vol. 89, pp. 107
- [4] Beattie GAC, Barkley P. 2009. Huanglongbing and its vectors: A pest-specific contingency plan for the citrus and nursery and garden industries, Version 2. Horticulture Australia, Sydney
- [5] Craig AP, Cunniffe NJ, Parry M, Laranjeira FF, Gilligan CA. 2018. Grower and regulator conflict in management of the citrus disease Huanglongbing in Brazil: a modelling study. *J Appl Ecol* 55 pp 1956–65
- [6] Duan J, Li X, Zhang J, Cheng B, Liu S, Li H, Zhou Q, Chen W. 2021. Cocktail therapy of fosthiazate and cupric-ammonium complex for citrus huanglongbing. *Front Plant Sci* 12 479
- [7] Balitjestro. 2015. Recognizing CVPD (Huanglongbing) disease. <http://balitjestro.litbang.pertanian.go.id/penyakit-cvpd-huanglongbing-pada-tanaman-jeruk/>. [August 3, 2021]. (*in bahasa*)
- [8] Nurhadi. 2015. Citrus plant huanglongbing disease (*Candidatus Liberibacter asiaticus*): threats and control strategies. *Pengembangan inovasi pertanian*. 8 (1): 21-32. (*in bahasa*)
- [9] Capoor SP, DG. Rao, SM. Viswanath. 1974. Greening disease of citrus in the Deccan Trap country and its relationship with the vector *Diaphorina citri* Kuwayama. In: LG. Weathers, M. Cohen (eds), *Proceedings of the Sixth Conference of the International Organization of Citrus Virologists*. Mbabane, Swaziland, pp. 43-49.
- [10] Xu CF, YH. Xia, KB. Li, C. Ke. 1988. Studies on the law of transmission of citrus huanglongbing by psyllid, *Diaphorina citri* and the distribution of the pathogen. *Journal of the Fujian Academy of Agricultural Science*, vol. 3(2), pp. 57-62.
- [11] Xu CF, Wang DX, Ke C. 1991. A report of implementation of integrated control of citrus huanglongbing, aiming at renovating old infected orchard in epidemic zone and protecting new noninfected orchard in non-epidemic zone. In: Ke C, Osman SB (eds), *Proceedings of the Sixth International Asia Pacific Workshop on Integrated Citrus Health Management*, Kuala Lumpur, Malaysia, 24–30 June 1991. pp. 55-61.
- [12] Hung TH, Hung SC, Chen C, Hsu MH, & Su HJ. 2004. Detection by PCR of *Candidatus Liberibacter asiaticus*, the bacterium causing citrus huanglongbing in vector psyllids: application to the study of vector-pathogen relationships. *Plant Pathology* 53: 96-102.
- [13] Monzo C, Stansly PA. 2017. Economic injury levels for Asian citrus psyllid control in process oranges from mature trees with high incidence of huanglongbing. *PLoS ONE* 12(4): e0175333. <https://doi.org/10.1371/journal.pone.0175333>
- [14] Poerwanto ME, Trisyono YA, Subandiyah S, Martono E, Holford P, & G.A.C. Beattie. 2012. Olfactory Responses of the Asiatic Citrus Psyllid (*Diaphorina citri*) to Mineral Oil-Treated Mandarin Leaves. *American Journal of Agricultural and Biological Sciences* 7 (1): 50-55
- [15] Sutisna M, Sastrodiharjo S, Amidja DAT. 1988. Allelochemistry is chemical communication between organisms. Bandung : Institut Teknologi Bandung. (*in bahasa*)
- [16] Pustaka AB, Poerwanto ME, Subandiyah S, Beattie GAC. 2008. Incidence of *Diaphorina citri* and CVPD in guava interplanting citrus plants. *Prosiding Seminar jeruk 2007*. Yogyakarta 13-14 Juni 2007. 371-376. (*In bahasa*)
- [17] Zaka SM, Zeng XN, Holford P, Beattie GAC. 2011. Repellent effect of guava leaf volatiles on settlement of adults of citrus psylla, *Diaphorina citri* Kuwayama, on citrus. *Insect Science*. 17: 39-45
- [18] George J, Robbins PS, Alessandro RT, Stelinski LL, Lapointe SL. 2016. Formic and acetic acids in degradation products of plant volatiles elicit olfactory and behavioral responses from an insect vector. *Chemical Senses* 41, 325–338
- [19] Martini X, Kuhns EH, Hoyte A, Stelinski LL. 2014. Plant volatiles and density-dependent conspecific female odors are used by Asian citrus psyllid to evaluate host suitability on a spatial scale. *Arthropod-Plant Interactions* DOI 10.1007/s11829-014-9326-z. 8, 453 – 460.

- [20] Zhong ZF, Zhou XJ, Lin JB, Liu XJ, Shao J, Zhong BL, Peng T. 2019. Effects of leaf colorness, pigment contents and allelochemicals on the orientation of the Asian citrus psyllid among four Rutaceae host plants. *BMC Plant Biology*. 19:254
- [21] Ramadhan T.H, Trisyono YA, Mahrub E, Wijonarko A, Subandiyah S, Beattle GAC. 2008. Effect of prey type and temperature on the development of *Menochilus sexmaculatus* Fabricius (Coleoptera: Coccinellidae) and its role in controlling *Diaphorina citri* Kuwayama (Hemiptera: Psyllidae). *Jurnal Perlindungan Tanaman Indonesia* 14(1): 29-34 (*in bahasa*)
- [22] Barman JC, Zeng X. 2014. Effect of Guava Leaf Extract on Citrus Attractiveness to Asian Citrus Psyllid, *Diaphorina citri* Kuwayama. *Pakistan Journal of Zoology*, vol. 46(4), pp. 1117-1124.
- [23] Campbell SA, Borden JH. 2006. Close-range, in-flight integration of visual and olfactory information by a host-seeking bark beetle. *Entomologia Experimentalis et Applicata* 120. 91-98.
- [24] Pallini A, Jansen A, Sabelis MW. 1997. Odour-mediated responses of herbivores mites to conspecific and heterospecific competitors. *Oecologia*. 110, 179-185
- [25] Bichao H, Borg-Karlsen AK, Araujo J, Mustaparta H. 2005. Five types of olfactory receptor neurons in the strawberry blossom weevil *Anthonomus rubi*: selective responses to inducible host-plant volatiles. *Chemical Senses*. 30: 153-170
- [26] Poerwanto ME, & C. Solichah. 2010. Study of *Diaphorina citri* Kuwayama oviposition preferences on citrus plants infected with CVPD and healthy citrus. *Prosiding Seminar nasional peringatan 40 th PEI*. 177-184. (*in bahasa*)
- [27] Poerwanto ME, Solichah C. 2020. Repellence effect of various parts of guavas shoot to asian citrus psyllid (*Diaphorina citri* Kuwayama). *International Journal of Pharma Medicine and Biological Sciences* 9(1). 43-46.
- [28] Sagrero-Nieves L, Bartley JP, Provis-Schwede A. 1994. Supercritical fluid extraction of the volatile components from the leaves of *Psidium guajava* L. (guava). *Flavour and Fragrance Journal*, 9, 135-137.
- [29] Ogunwande IA, Olawore NO, Adeleke KA, Ekundayo O, Koenig WA. 2003. Chemical composition of the leaf volatile oil of *Psidium guajava* L. growing in Nigeria. *Flavour and Fragrance Journal*, 8, 36-138.
- [30] Soares FD, Pereira T, Marques MOM, Monteiro AR. 2007 Volatile and non-volatile composition of the white guava fruit (*Psidium guajava*) at different stages of maturity. *Food Chemistry*, 100, 15-21
- [31] Onagbola EO, Rouseff RL, Smoot JM, Stelinski LL. 2011. Guava leaf volatiles and dimethyl disulphide inhibit response of *Diaphorina citri* Kuwayama to host plant volatiles. *Journal of Applied Entomology*. 135. 404-414

ORIGINALITY REPORT

15%

SIMILARITY INDEX

10%

INTERNET SOURCES

8%

PUBLICATIONS

5%

STUDENT PAPERS

PRIMARY SOURCES

1	Submitted to UPN Veteran Yogyakarta Student Paper	4%
2	Proceeding of LPPM UPN "Veteran" Yogyakarta Conference Series 2020 – Engineering and Science Series, 2020 Publication	4%
3	docplayer.info Internet Source	3%
4	moam.info Internet Source	1%
5	researchdirect.uws.edu.au Internet Source	<1%
6	Hassan Sule. "Response of Diaphorina citri Kuwayama (Hemiptera: Psyllidae) to Volatiles Emitted from Leaves of Two Rutaceous Plants", Journal of Agricultural Science, 04/16/2012 Publication	<1%
7	Brar, Gurpreet S., Wendy Meyer, and Lukasz L. Stelinski. "Effects of methoprene, a juvenile	<1%

hormone analog, on survival of various developmental stages, adult emergence, reproduction, and behavior of Asian citrus psyllid, *Diaphorina citri* Kuwayama : Brar et al.: Effects of methoprene on development of Asian citrus psyllid", *Pest Management Science*, 2015.

Publication

8

G. Delgado-Ramos. "Climate change and metabolic dynamics in Latin American major cities", WITPRESS LTD., 2013

Publication

<1 %

9

icgai.upnyk.ac.id

Internet Source

<1 %

10

ijeab.com

Internet Source

<1 %

11

repository.up.ac.za

Internet Source

<1 %

12

www.frontiersin.org

Internet Source

<1 %

13

Justin George, Paul S. Robbins, Rocco T. Alessandro, Lukasz L. Stelinski, Stephen L. Lapointe. "Formic and Acetic Acids in Degradation Products of Plant Volatiles Elicit Olfactory and Behavioral Responses from an Insect Vector", *Chemical Senses*, 2016

Publication

<1 %

Exclude quotes Off

Exclude matches Off

Exclude bibliography On