



Science Publishing Corporation



International Journal of Engineering & Technology



Science Publishing Corporation
Publisher of International Academic Journals

Advanced Search

MENU



International Journal of Engineering & Technology

MENU

ABOUT JOURNAL

[Aims and Scopes](#)

[Indexing and Abstracting](#)

[Editorial Board](#)

[Author Guidelines](#)

[Submit a Manuscript](#)

[Home](#) [Archives](#) **Vol 8, No 1.1 (2019)**

Vol 8, No 1.1 (2019)

Special Issue 1

- Conference Name: Mechanical Engineering, Science and Technology (MEST2018)
- Start date: 26 September 2018
- End date: 27 September 2018
- Country: Malaysia

Articles

Converting Relational Database into Temporal Database



[Yogiek Indra Kurniawan](#), [Kusuma Ayu Laksitowening](#), [Ade Romadhony](#), [Muhammad Fachrie](#),
[Dimas Aryo Anggoro](#) *Pages: 143-148*

DOI: 10.14419/ijet.v8i1.1.24651

Mobile Instant Messaging and Its Potential to Reduce Anxiety in English as a Foreign Language Speaking Class



[Dzul Rachman](#), [Sunarti](#)

Pages: 149-153

DOI: 10.14419/ijet.v8i1.1.24652

Learning Media based on Augmented Reality Game



[Endah Sudarmilah](#), [Nurul Ustia](#), [Dony Nuryanto Bakhtiar](#)

Pages: 154-157

DOI: 10.14419/ijet.v8i1.1.24653

The Usage of Online Dictionary and Translation among Student in University



[Khusnul Khatimah](#), [Yeni Rahmawati](#), [Dzul Rachman](#), [Rani Herning Puspita](#)

Pages: 158-164

DOI: 10.14419/ijet.v8i1.1.24654

Fake Gold: Gold Purity Measurement Using Non Destructive Method



[Fazrul Mohd Nor](#), [Abd Rahman Tamuri](#), [Abd Khamim Ismail](#)

Pages: 165-172

DOI: 10.14419/ijet.v8i1.1.24655

Classification Of Butterfly Species Based On Venasi Using Support Vector Machine



[Asslia Johar Latipah](#), [Gunawan Ariyanto](#), [Rofilde Hasudungan](#), [Nani Nurul Fatimah](#)

Pages: 173-176

DOI: 10.14419/ijet.v8i1.1.24656

Bio-Mechanical Pulping of Bacteria Pre-Treatment on Oil Palm Biomass for Handsheet Production



[Sharfina Mutia Syarifah](#), [Angzzas Sari Mohd Kassim](#), [Ashuvila Mohd Aripin](#), [Nadiyah Ishak](#),
[Ayeronfe Fadilat](#), [Sharmiza Adnan](#)

Pages: 177-183

DOI: 10.14419/ijet.v8i1.1.24657

The Influences of Normal Load Variation in Direct Shear Strength Test Parameters Tuff from Candi Ijo Yogyakarta



[Singgih Saptano](#), [Rahmatyo Gilang Trilaksono](#), [Waluyo Adi Siswanto](#)

Pages: 184-189

DOI: 10.14419/ijet.v8i1.1.24658

Analysis of Casting Time on Jointed Plain Concrete Pavement



[Rusandi Noor](#), [Feri Muhammad](#), [Isnaini Zulkarnain](#)

Pages: 190-200

DOI: 10.14419/ijet.v8i1.1.24659

The Effects of using Stepped Cascade Aeration and Multimedia Filter System for Iron Removal in Groundwater



[E Z Radzi](#), [M. S Wahab](#), [M Z Sahdan](#), [R Hamdan](#), [A A Raus](#)

Pages: 201-206

DOI: 10.14419/ijet.v8i1.1.24660

Utilization of Styrofoam-Matrix for Coarse Aggregate to Produce Lightweight Concrete



[Muhammad Noor Asnan,](#) [Rusandi Noor,](#) [Rafidah Azzahra](#)

Pages: 207-212

DOI: 10.14419/ijet.v8i1.1.24661

Evaluation of the Suitability of the Implementation of the Project in Contracts Quality Plan



[Isnaini Zulkarnain,](#) [Rusandi Noor,](#) [Pitoyo.](#)

Pages: 213-221

DOI: 10.14419/ijet.v8i1.1.24662

CantasR A Green Technology for Oil Palm Harvesting and Customer Satisfaction towards Services Quality of CantasR Suppliers in Malaysia



[Zainon Mat Sharif,](#) [Nurul Jannah Jalil,](#) [..](#)

Pages: 222-227

DOI: 10.14419/ijet.v8i1.1.24663

Green Building, Sustainability and Mosques Design in Kuala Terengganu



[Zainon Mat Sharif,](#) [Nurul Jannah Jalil,](#) [Hussain Ali Bekhet](#)

Pages: 228-234

DOI: 10.14419/ijet.v8i1.1.24664

Optimization of Injection Molding Parameters for WC-TaC-6Co




[M. Prathabrag,](#) [S. Y.M. Amin,](#) [M. H.I. Ibrahim,](#) [M. H. Othman,](#) [S. N.A. Shahbudin](#)

Pages: 1-5

DOI: 10.14419/ijet.v8i1.1.24773

Development of Drum Brake Pad Material Motorcycle Based Composite Hazelnut Shells, Aluminium and Pineapple Leaf Fibers with Polyurethane Matrix



[Ikhwansyah Isranuri](#), [Jepri Adan Silalahi](#), [Basuki Wirjosentono](#), [Warman](#)

DOI: 10.14419/ijet.v8i1.1.24774

Biomimicry – Core Stages, Design Process, and Gaps



[Chin Toong Foo](#), [Badrul Omar](#), [Azlis-Sani Jalil](#)

Pages: 15-25

DOI: 10.14419/ijet.v8i1.1.24775

A Conceptual Framework on the Green Synthesis of Metal Nanoparticles using Soap Nuts



[Praveena Nair Sivasankaran](#), [Ainon Shakila](#), [Tan Sin Jin](#)

Pages: 26-30

DOI: 10.14419/ijet.v8i1.1.24776

The DTA Curves for Melting of Hypereutectic AlSi Alloy



[M. S. Wahab](#), [Aqeel Ahmed](#), [A. A. Raus](#), [K. Kamarudin](#), [E. Z. Radzi](#)

Pages: 31-35

DOI: 10.14419/ijet.v8i1.1.24777

Gradient Lattice Structure Bio Mimicry Design Configurations for Additive Manufacturing



[Asliah Seharng](#), [Abdul Hadi Azman](#), [Shahrum Abdullah](#)

Pages: 36-43

DOI: 10.14419/ijet.v8i1.1.24778

Chromium Carbouitride (CrCN) Coatings on SUS 316L with Potential Application as Bipolar Plate in PEMFC



[Nur Fawwaz Asri](#), [Teuku Husaini](#), [Abu Bakar Sulong](#), [Edy Herianto Majlan](#), [Wan Ramli Wan Daud](#), [Bushroa Abdul Razak](#), [Nabilah Afiqah Mohd Radzuan](#)

Pages: 44-52

DOI: 10.14419/ijet.v8i1.1.24779

Study of Subsonic Airfoil Based on the Assessment of Lift- To-Drag (L/D) Force Ratio



[Nur Hasalli Hj Ibrahim](#), [Mohamad Dzulhelmy bin Amari](#), [Zainon Sharmila Shamsuddin](#) *Pages: 53-58*

DOI: 10.14419/ijet.v8i1.1.24780

Impact Analysis and Modification of Front Inner Bumper



[Waluyo Adi Siswanto](#), [Tan Kang Teng](#), [Salihatun Md Salleh](#), [Binyamin](#) *Pages: 59-65*

DOI: 10.14419/ijet.v8i1.1.24781

The Impact of Multi-Nozzles Array on Entrainment Mass Flow Rate and Homogeneity of the Speed and Profiles of Heat



[Sarjito](#), [Denis Marchant](#), [Yufeng Yao](#), [Binyamin](#) *Pages: 66-70*

DOI: 10.14419/ijet.v8i1.1.24782

Occupational Safety and Health (O.S.H) Towards Green Environment Practices at Malaysia Small and Medium Manufacturing Sector



[Khoo Nee kah](#), [Hanipah Hussin](#), [Norida Abdullah](#) *Pages: 70-79*

DOI: 10.14419/ijet.v8i1.1.24783

Experimental Study on the Degree of Surface Generation by Edge Preparation Tools in Milling 316L



[Rasidi Ibrahim](#), [Chong Yee Long](#), [Chee Yung Ng](#), [Noor Hakim Rafai](#), [Mohammad Sukri Mustapa](#), [Al Emran Ismail](#) *Pages: 80-88*

DOI: 10.14419/ijet.v8i1.1.24784

Parameters Optimization Development on Relative Density and Compression Strength of AISI10Mg Sample Produced by Selective Laser Melting using Response Surface Method.



[M S Wahab](#), [A A Raus](#), [M Ibrahim](#), [K. Kamarudin](#), [Ahmed Aqeel](#), [E Z Radzi](#), [I M Amir](#)
Pages: 89-97

DOI: 10.14419/ijet.v8i1.1.24785

Analysis on NOX Formation of Biofuels



[M. A. Amiruddin](#), [A. H. Abdul Rasib](#)

Pages: 98-103

DOI: 10.14419/ijet.v8i1.1.24786

Identify the Influence of Ingredients and Cake Baking for Cupeake using Design of Experiments



[Anis Siti Nurrohkayati](#), [Binyamin](#)

Pages: 104-110

DOI: 10.14419/ijet.v8i1.1.24787

The Effect of Powder Metallurgy Parameters on Electrical Conductivity of Copper-Nickel-Tungsten Electrode



[A. M. Sabri](#), [M. Zulafif Rahim](#), [M. A. Haikal Ahmad](#), [N. H. Azis](#), [M. Rasidi Ibrahim](#), [Ahmad Mubarak Tajul Arifin](#), [Al Emran Ismail](#)
Pages: 111-116

DOI: 10.14419/ijet.v8i1.1.24788

The Characteristics of the Computer Supported Collaborative Learning (CSCI) through Moodle: a View on Students' knowledge Construction Process



[Suhaizal Hashim](#), [Mohd Erfy Ismail](#), [Affero Ismail](#), [Alias Masek](#), [Irwan Mahazir Ismail](#),
[Nizamuddin Razali](#), [Mohd Ali Samsudin](#)

Pages: 117-122

DOI: 10.14419/ijet.v8i1.1.24789

The Evaluation of Web-based English Language Learning Media for Nursing Students



[Abdul Halim,](#) [Asslia Johar Latipah](#)

Pages: 123-128

DOI: 10.14419/ijet.v8i1.1.24790

Design and Development of Augmented Reality Teaching Kit: In TVET Learning Context



[Mohd Erfy Ismail,](#) [Anies Faziehan Zakaria,](#) [Irwan Mahazir Ismail,](#) [asyamuddin Othman,](#) [Mohd Ali Samsudin,](#) [Pipit Utami](#)

Pages: 129-134

DOI: 10.14419/ijet.v8i1.1.24791

Development of an Embedded Palm Vein Imaging Prototype



[Zarina Mohd Noh,](#) [Abdul Rahman Ramli,](#) [Marsyita Hanafi,](#) [M Iqbal Saripan,](#) [Ridza Azri Ramlee](#)

Pages: 135-142

DOI: 10.14419/ijet.v8i1.1.24792

reference

NAVIGATION

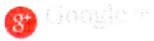
- Home
- About us
- Journals
- Help

PARTNERS

- Google Scholar
- CrossRef
- Open Journal Systems
- Portivo

FOLLOW US ON

- Facebook
- Twitter



ADDRESS

Science Publishing Corporation
Jordan, Amman,
Queen Rania Street, The Union Building, Office 29
SPC@sciencepubco.com
Support@sciencepubco.com

Copyright © 2021 Science Publishing Corporation Inc. All rights reserved.

The Influences of Normal Load Variation in Direct Shear Strength Test Parameters Tuff from Candi Ijo Yogyakarta

Singgih Saptono^{1*}, Rahmatyo Gilang Trilaksono¹, Waluyo Adi Siswanto²

¹Universitas Pembangunan Nasional "Veteran" Yogyakarta, Indonesia

²Universitas Muhammadiyah Surakarta, Indonesia

*Corresponding author E-mail: singgihseptono@upnyk.ac.id

Abstract

This paper presents direct shear strength test results of tuff taken from Candi Ijo of Jogjakarta, Indonesia where the slopes are considered in critical condition and need attention. Serial shear tests were conducted to find the normal loads appropriate for direct shear strength test. The optimum set of normal loads on direct shear strength test for tuff from Candi Ijo were tried by analyzing Mohr & Coulomb criterion against Hoek-Brown criterion. The study shows that excessive normal load may initiate crack caused by a failure on direct shear strength test due to the generated shear stress as well as the normal stress. This can be indicated by the unacceptable high value of cohesion (c) and the low internal friction angle (ϕ). The maximum limit of normal stress (σ_n) on direct shear strength test 12.5% σ_c for Indonesia general area is still applicable for the case of Candi Ijo. This research work recommends applying normal loads for direct shear strength test of tuff are 0.4 kN, 0.6 kN and 0.8 kN. This recommendation was also supported by the analysis using graph suitability of Mohr & Coulomb criterion and Hoek-Brown criterion.

Keywords: Internal friction angle, Direct shear strength test, Mohr & coulomb criterion, Hoek-Brown criterion

1. Introduction

In open pit mining design to achieve the best design requires the slope stability data. In the case of Indonesia where the rocks are vary and unstable, the rock condition can be different from one place to another. A thorough study and investigation are therefore required. The current research investigates the case in Candi Ijo region in Jogjakarta, Indonesia (see Figure 1). The spot location is about 18 km eastern of Jogjakarta city at coordinate GPS of 7.775586 S, 110.496991 E, and very close to *Ratu Boko* temple complex.

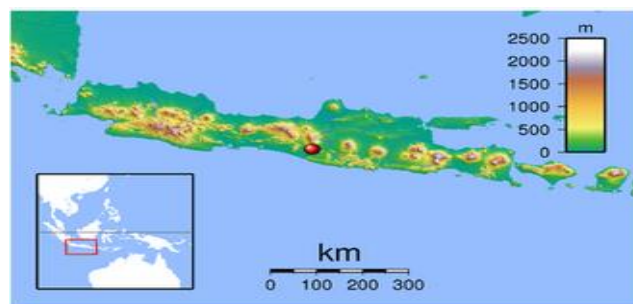


Fig. 1: Location Candi Ijo Region, Jogjakarta




Fig. 2: Slope geometry of tuff at Candi Ijo Region, Jogjakarta

The slope geometry of tuff mining at the location is shown in Figure 2. It has 10 m height with an inclination angle 70° . In this work, analyzing the slope stability implemented shear strength test of the tuff by using Mohr & Coulomb and Hoek-Brown failure criterion. The test obtained important rock intrinsic parameters such as cohesion (c) and internal friction angle (ϕ) that are critical in slope design. In some cases, the slope design failed because of invalidated value of cohesion (c) and internal friction angle (ϕ). The failure is normally due to inappropriate normal load applied in direct shear strength test.

There are many works reported the maximum limit of normal stress on direct shear strength. The values varies; 15% σ_c [1], 20% σ_c [2], and 12.5% σ_c [3] taken from Coal Bearing strata Warukin, South Kalimantan, Indonesia. The failure on direct shear strength test are influenced by two stresses, i.e. normal stress (σ_n) and shear stress (τ). The direct shear strength test is needed an attention when giving normal load which is lower than rock elastic limit. The rock elastic limit is a limitation where there fracture initiation does not occur during the applied normal load.

Brace, Paulding, and Scholz [4] showed that fracture initiation occurred when the normal load reached approximately 30-50% of the uniaxial compressive strength and it is followed by the changed of volumetric strain in uniaxial compressive from linear to non-linear. On residual direct shear strength, the surface roughness occurs because of the fracture of the rock. For the tuff mechanical properties, many researchers have conducted many tests and assessments in different locations, for example in Taiwan [5], Italy [6], Japan [7], Oregon USA [8], Turkey [9] and China [10]. This paper evaluates the effective normal limit applicable to tuff rocks from another location in Candi Ijo, Jogjakarta, Indonesia.

There are many experimental works proposing the approximate maximum normal strength in direct shear strength test peak condition as mentioned previously [1-3] as opposed from the classical theory [11]. The experimental results proposed the range of 12.5% to 20%, while the classical theory showed 30-50%. As an illustration of the calculated normal strength for the uniaxial compressive strength 4379 kPa is shown in Table 1.

Table 1: The Calculation Of Normal Strength Limitation In Tuff Based On Theories

Sources	Uniaxial Compressive Strength (σ_c), kPa	Normal Strength Limit (σ_n), kPa
Brace et al [11] 30-50%		1311-2185
Ladanyi and Archambault [1] 15%	4370	655.5
Graselli [2] 20%		874.5
Saptono [3] 12.5%		546.25

All the experimental reports were conducted in different locations with different rock characteristics. In this current research provides the characteristics of tuff from Candi Ijo region with different weather and rock condition with those presented in Table 1.

2. Methodology

This research is experimental investigation to see the behaviour and characteristics of tuff from a slope in Candi Ijo, Prambanan, Jogjakarta, Indonesia.

Simulation on proprietary software Slide V.7 (Rocscience) was also involved to predict the safety of the slope prior to the calculation on failure criterion. The experimental measurement employed Direct Shear Testing Machine with the maximum capacity of 5 kN. All specimens followed the ISRM-1981 for rock testing materials. The specimens were prepared from the core drilling directly from sample taken the slope. There were three main investigation stages conducted.

The first stage was measuring the displacement and shear stress after applying variation of normal loads until the rock failure. For averaging purpose, arithmetic average of three measurement (three specimens) in every normal load test. In the second stage, the cohesion and internal friction angle were calculated from the normal load vs shear strength. The cohesion was obtained from the value of the intersection of the linear Coulomb & Mohr line with the shear strength axis on zero normal stress. The internal angle is the angle of the produced linear line to the shear stress axis. The third stage used safety factor stability based on equilibrium limit. A criterion of safety factor 1.0 is the ideal value. The recommended normal stress was aiming at the ideal criterion. Additional calculated cohesion and internal friction of failure criterion was tried after finding the appropriate criterion.

In this research a comparison from the general recommendation proposed in [13] was also assessed.

3. Results and Discussion

3.1. Tuff Shear Strength

Researchers [12, 13] conducted various tests to find the optimum normal loads to obtain the maximum tuff shear strength. The peak of shear strength seen in displacement peak and displacement residual conditions are compiled in Figure 3 and Figure 4. The figures varies the normal loads from 0.2 kN to 1.2 kN.

The results shows that the higher normal produces the higher shear strength to shear the rock as expected. It indicates that the discontinuity of strength plane located in the friction surface requires more strength [12].

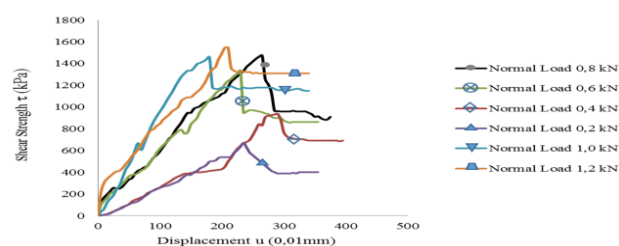


Fig. 3: Shear Strength vs Displacement Peak Condition

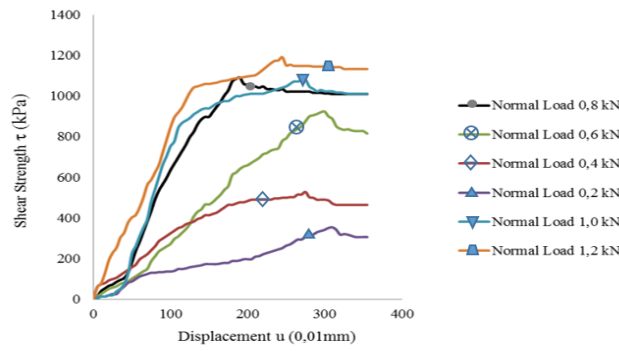


Fig. 4: Shear Strength vs Displacement Residual Condition

Elastic region for each normal load for both peak condition and residual condition shows different characteristics. The higher normal load produces the higher rock elastic condition. This is caused by higher normal load occurring the tuff closing crack. The value of cohesion is therefore showing up because of the similar particle bond having more strength so that tuff more elastic when given a shear strength.

In rock mass there are discontinued plane such as joint, bedding, also fault. Due to the present of rock mass naturally, therefore the residual direct shear strength appears. Figure 4 shows decreasing shear strength in each normal load compared with that shown in peak direct shear strength test condition. It indicates that residual condition is influenced by discontinued plane so the cohesion value becomes smaller. As a result, shear strength needed for shearing the rock is not as big as in peak condition.

The shear strength both peak condition and residual condition was reached the optimum point when normal load was 0.8 kN. There was no significant increasing of shear strength when the normal load higher than 0.8 kN. This optimum result of 0.8 kN is still similar with the previous work [13].

3.2. Direct Shear Strength Test Parameters

The direct shear strength parameters are defined as the cohesion value (c) and the internal friction angle (ϕ). The results of the cohesion values for the peak results and the residual results are shown in Table 2 and Table 3. The values were taken from the regression from three series of normal loads.

Table 2: Cohesion and Internal friction angle on peak results.

Normal Load (σ_n), kN	Parameter	
	Cohesion (c), kPa	Internal Friction Angle (ϕ), °
0.2; 0.4; 0.6	289.74	68.73
0.4; 0.6; 0.8	364.79	65.85
0.6; 0.8; 1.0	821.45	51.00
0.8; 1.0; 1.2	986.01	43.46
1.0; 1.2; 1.4	1335.50	22.82

Table 3: Cohesion and Internal friction angle on residual results

Normal Load (σ_n), kN	Parameter	
	Cohesion (c), kPa	Internal Friction Angle (ϕ), °
0.2; 0.4; 0.6	35.94	66.19
0.4; 0.6; 0.8	44.56	64.52
0.6; 0.8; 1.0	749.73	27.91
0.8; 1.0; 1.2	843.12	21.82
1.0; 1.2; 1.4	794.93	23.63

The cohesion value is directly proportional to the increasing of normal load. It indicates that the surface friction is getting higher when it receives more compressive strength, causing more similar particle bond with higher strength. The internal friction angle shows the opposite behavior. It inversely proportional to the normal load. The main factor of decreasing internal friction angle is due to rough surface produced by high normal strength. Therefore there is no undulation hold in the flow of shearing process.

In Table 2 and Table 3 show clearly the influence of normal load variation in direct shear strength test in both peak and residual conditions. There was a significant changing value of cohesion and internal friction angle when normal load applied above 0.8 kN.

The significant changing was observed when the direct shear strength test sample deformed not only by shear strength but also normal strength that contributing to failure occurrence. According to classical theory of fracture mechanics of Griffith, fracture initiation in crack boundary limit may cause tensile strength concentration in the tip of a small piece of rock. The stress distribution spreading from outer region showing in both uniaxial and multi-axial cases. In specific limit stress, the tensile strength may reach critical point and it causes crack initiation. The deformation or failure should cause only by shear strength. The normal strength should not be the main factor.

3.3. Safety Factor Using Equilibrium Limit

The safety factors of the slope on various normal load data were obtained by software Slide V.7 implementing equilibrium limit method. The slope geometry at Candi Ijo site has 10 m height with the slope elevation 70° as shown in Figure 2.

The simulation was conducted with the assumption in no weathered condition. Table 4 shows the results of safety factors on various normal loads.

Table 4: Slope safety factor of various normal loads.

Normal Load Variation (kN)	Safety Factor
0.2; 0.4; 0.6	1.54
0.4; 0.6; 0.8	0.87
0.6; 0.8; 1.0	22.95
0.8; 1.0; 1.2	27.61

Results show an increasing safety factor significantly when normal load variation were set higher than 12.5% of uniaxial compressive strength. The direct shear strength by using normal load higher than 12.5% of uniaxial compressive strength produces the direct shear strength value that was not represented in actual condition. High normal load caused normal strength influencing failure process. The cohesion value was therefore higher than that in tuff actual condition.

The safety factor results show that the testing set of 0.4 kN, 0.6 kN and 0.8 kN show the lowest value which is preferable. Previous research [13] recommended the same values as shown in the current work. This recommendation was supported by using the graph suitability between Mohr & Coulomb envelope and Hoek-Brown envelope used in next section.

3.4. Normal Strength and Shear Strength Relationships

Theoretically the cohesion and internal friction angle could be found by plotting the relation between normal strength and shear strength. In determining the relation between normal strength and shear strength, a linear regression graph (Mohr & Coulomb) and also parabolic graph (Hoek-Brown) can be used.

Figure 5 shows that linear Mohr & Coulomb has the goodness of fit R^2 0.852 while the nonlinear approach Hoek-Brown shows 0.944. Considering the experimental results, the non-linear graph of Hoek-Brown represents closely the mass characteristics.

The different between Mohr & Coulomb and Hoek-Brown can be divided into 3 regions as shown in Figure 6.

In first region normal load was in the range 0 to 4 kN, the cohesion and shear strength value of Mohr & Coulomb was overestimate than Hoek-Brown, while for the internal friction angle of Mohr & Coulomb was underestimate.

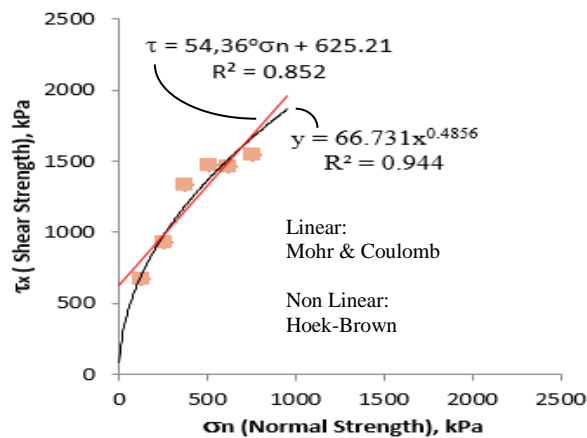


Fig. 5: Comparison of Mohr & Coulomb and Hoek-Brown

The opposite with the first region, the third region was the area when the normal load was more than 1.2 kN. In this region, the cohesion value of Mohr & Coulomb was lower than that shown in Hoek-Brown, while internal friction angle and shear strength of Mohr & Coulomb a bit higher than in Hoek-Brown.

Both Mohr & Coulomb and Hoek-Brown show similar behaviour of cohesion and internal friction angle values in region 2. The applied normal load in this region is between 0.4 kN to 1.2 kN. When the applied normal load was 1.0 kN or the normal load was 12.5% of uniaxial compressive strength, a wrecking undulation in friction surface of rock appeared since the value of internal friction angle was considered too small. Considering the characteristics in the three region, it is also recommended to apply normal loads 0.4 kN, 0.6 kN, 0.8 kN.

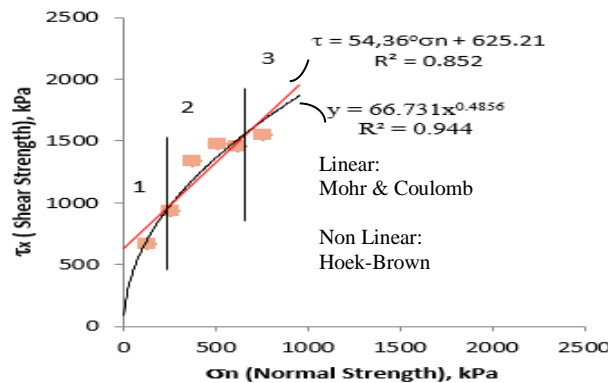


Fig. 6: The Region of Mohr & Coulomb Hoek-Brown results

The applicability of Figure 6 can be seen in Figure 7. Region 1 fits with the characteristics of intact rock following Hoek-Brown pattern. Intact rock is the condition of rock in laboratory testing which is assumed as continual, isotropic, and homogenous. It is high cohesion and shear strength value. In region 3, the rock mass characteristics is discontinued, anisotropic, and heterogeneous. The discontinued plane contributes to the decreasing of shear strength values. Based on the results shown in figure 5 and figure 6, Hoek-Brown criterion shows lower value of shear strength compared with that in Mohr & Coulomb. This results recommend to calculate the value of cohesion and internal friction angle by using Hoek-Brown Criterion.

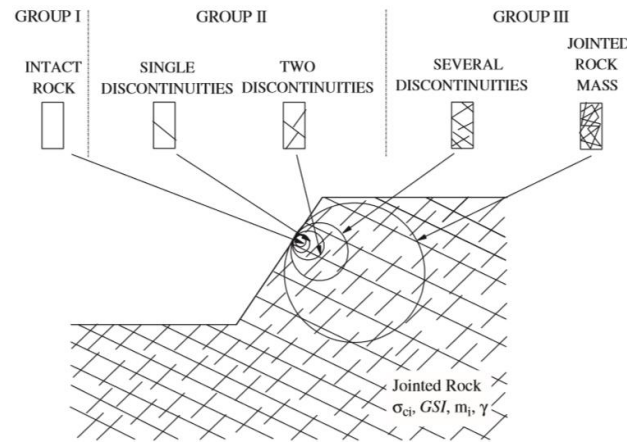


Fig. 7: Applicability of the Hoek–Brown Failure Criterion for Slope Stability

3.5. Rock Mass Value of Tuff for Hoek-Brown Criterion

Hoek-Brown criterion requires the rock constant m_i of tuff. To obtain the rock constant, the major principal stress and minor principal stress in triaxial test are required. In this research, direct shear strength test by varying normal load in range 0.2 kN until 1.2 kN was conducted.

Based on calculation results of experimental values, the rock constant result was 12.38 with the fitness R^2 0.98. By considering the rock constant, the parameters of direct shear strength parameters can be calculated by using Hoek-Brown and Coulomb & Mohr Criterion. The calculated results are shown Table 5.

Table 5: Rock parameters on different failure criterion.

Criterion	Parameter	
	Cohesion (c), kPa	Internal Friction angle (ϕ), °
Hoek- Brown	306,70	57,17
Mohr-Coulomb	625,21	54,36

Hoek-Brown Criterion has produced cohesion smaller than Mohr & Coulomb Criterion. Hoek-Brown considers rock mass condition while Mohr & Coulomb uses undisturbed rock condition of intact rock.

4. Conclusion

The current work provides information of rock from Chandi Ijo, Prambanan, Jogjakarta, Indonesia that can be used for stability analysis consideration. Based on the research results, some conclusions can be drawn as follows:

The normal load to obtain direct shear strength follows the recommended value of about 12.5% of uniaxial compressive strength as previous proposed [13]. Although the Candi Ijo area is not a mining region, the characteristics follows the average rock in Indonesia.

The recommendation for optimum normal loads for tuff are 0.4 kN, 0.6 kN and 0,8kN.

The research confirms that implementing higher normal load than 0.8 kN increases direct shear strength caused by the increased cohesion value. It indicates that rougher surface on the crack plane the higher the cohesion value. In this research Hoek-Brown criterion shows a representative rock mass for Candi Ijo tuff.

Acknowledgement

The authors would like to thank to the Department of Mining Engineering, Faculty of Technology Mineral, Universitas Pembangunan Nasional Veteran, Jogjakarta, Indonesia for supporting the research and providing limited grant research and publication.

References

- [1] Ladanyi, B., Archambault, G., 1969, Simulation of Shear Behaviour of a Jointed Rock Mass, ARMA-69-0105, The 11th U.S. Symposium on Rock Mechanics (USRMS), 16-19 June, Berkeley, California.
- [2] Grasselli, G., 2001, Shear Strength of Rock Joints Based on Quantified Surface Description, Ph.D. Thesis, Civil Engineering Department, EPF Lausanne, Switzerland.

- [3] Saptono, S., 2009, Pengaruh Ukuran Conto Terhadap Kekuatan Batuan [*Influence of sample size to the strength of rock*], Jurnal Teknologi Mineral, 16(1), pp. 1-6.
- [4] Brace, Paulding, Scholz, 1966, Dilatancy in The Fracture of Crystalline Rocks, *Journal of Geophysical Research*, 71(16), pp. 3939-3953.
- [5] Cavailhes, T, Rotevatn, A., 2018, Deformation bands in volcanoclastic rocks – Insights from the Shihtiping tuffs, Coastal Range of Taiwan, *Journal of Structural Geology*, Vol. 113, pp. 155-175.
- [6] Marmoni, G. M., Martino, S., Heap, M. J., Reuschlé, T., 2017, Gravitational slope-deformation of a resurgent caldera: New insights from the mechanical behaviour of Mt. Nuovo tuffs (Ischia Island, Italy), *Journal of Volcanology and Geothermal Research*, Vol. 345, pp. 1-20.
- [7] Togashi, Y., Kikumoto, M., Tani, K., Hosoda, K., Ogawa, K., 2018, Detection of deformation anisotropy of tuff by a single triaxial test on a single specimen, *International Journal of Rock Mechanics and Mining Sciences*, Vol. 108, pp. 23-36.
- [8] Wang, J., Jung, W., Li, Y., Ghassemi, A., 2016, Geomechanical characterization of Newberry Tuff, *Geothermics*, Vol. 63, pp. 74-96.
- [9] Yavuz, A.B, Akal, C., Türk, N., Çolak, M., Tanyu, B.F., 2015, Investigation of discrepancy between tuff used as building stones in historical and modern buildings in western Turkey, *Construction and Building Materials*, Vol. 93, pp. 439-448.
- [10] Chen, Y-F., Ling, X-M, Liu, M-M., Hu, R., Yang, Z., 2018, Statistical distribution of hydraulic conductivity of rocks in deep-incised valleys, Southwest China, *Journal of Hydrology*, Vol. 566, November 2018, pp. 216-226.
- [11] Brace, Paulding, Scholz, 1966, Dilatancy in The Fracture of Crystalline Rocks, *Journal of Geophysical Research*, Vol. 71(16), pp. 3939-3953.
- [12] Made Astawa Rai, Suseno Kramadibrata, 2012, *Mekanika Batuan [Rock Mechanics]*, Laboratorium Geomekanika dan Peralatan Tambang Institut Teknologi Bandung, Bandung.
- [13] Saptono, S., 2012, *Pengembangan Metoda Analisis Stabilitas Lereng Berdasarkan Karakterisasi Batuan di Tambang Terbuka Batu bara [Development of slope stability analysis based on rock characteristics in coal open mining]*, Doctorate Dissertation, Fakultas Tambang, Institut Teknologi Bandung.