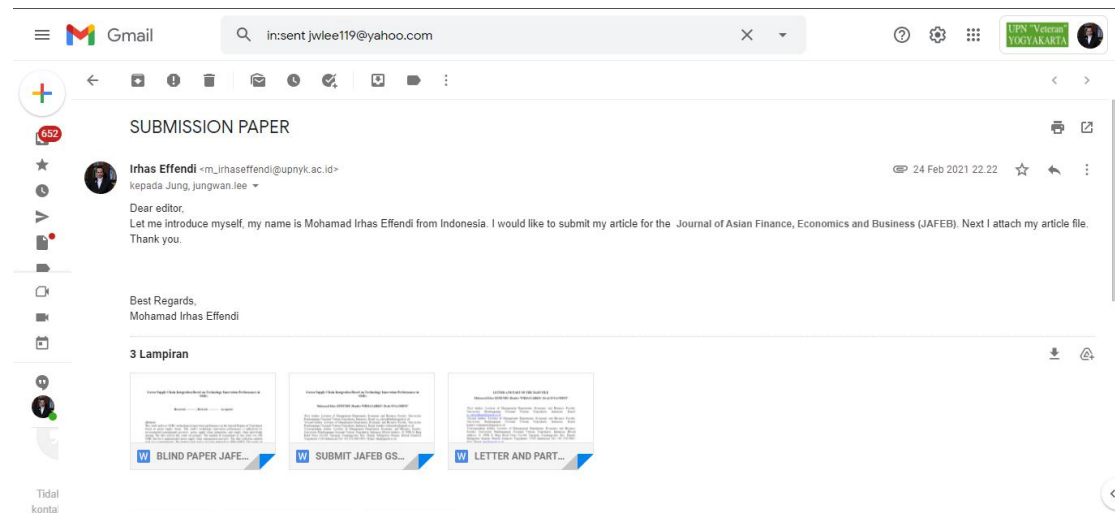


**Bukti Corresponding Author Journal Journal of Asian Finance,  
Economics and Business (JAFEB)  
Mohamad Irhas Effendi**

24 Februari 2021:

Submit Paper ke Journal Journal of Asian Finance, Economics and Business (JAFEB)



LAMPIRAN

# Green Supply Chain Integration Based on Technology Innovation Performance in SMEs

Mohamad Irhas EFFENDI<sup>1</sup>, Hendro WIDJANARKO<sup>2</sup>, Dyah SUGANDINI<sup>3\*</sup>

<sup>1</sup>First Author. Lecturer of Management Department, Economic and Business Faculty, Universitas Pembangunan Nasional Veteran Yogyakarta, Indonesia. Email: m\_irhaseffendi@upnyk.ac.id

<sup>2</sup>Second Author. Lecturer of Management Department, Economic and Business Faculty, Universitas Pembangunan Nasional Veteran Yogyakarta, Indonesia. Email: hendro.widjanarko@upnyk.ac.id

<sup>3</sup>Corresponding Author. Lecturer of Management Department, Economic and Business Faculty, Universitas Pembangunan Nasional Veteran Yogyakarta, Indonesia [Postal Address: Jl. SWK Jl. Ring Road Utara No.104, Ngropoh, Condongcatur, Kec. Depok, Kabupaten Sleman, Daerah Istimewa Yogyakarta 55283 Indonesia] Tel: +62 878-3863-8917, Email: dini@upnyk.ac.id

**Received: -----, Revised: ----- Accepted:**

## Abstract

This study analyses SMEs' technological innovation performance in the Special Region of Yogyakarta based on green supply chains. This study's technology innovation performance is influenced by environmental management practices, green supply chain integration, and supply chain knowledge sharing. The data used in this study are primary. The number of respondents in this study was 200 SMEs that have implemented green supply chain management practices. The data collection method used was a questionnaire. The analysis tool used is two-step approach to SEM-AMOS. The results of this study indicate that the technological innovation performance model is acceptable.

**Keywords:** Environmental Management Practices; Green Supply Chain Integration; Supply Chain Knowledge Sharing; Technology Innovation Performance

**JEL Classification Code:** M11, O32, Q50

## 1. Introduction

In recent decades, people face finding a balance between sustainable economic development and environmental damage (Do et al., 2020). Due to that, there are numerous SMEs which arranged in an environmental product. It means that they use natural raw materials, and the production process is environmentally friendly so that the product result is an ecologically neighborly item or green products. Sugandini et al. (2018) show environmental management has become a significant concern for SME businesses. The scarcity of natural resources forces business managers to change the supply chain strategy to be oriented with an environmental perspective (Sugandini et al., 2020).

Green Supply Chain Collaborative Innovation (GSCCI) is increasing and becoming increasingly popular in organizations due to developments in information technology and the

increasing globalization of the world economy. According to Gualandris & Kalchschmidt (2013) and Deng et al. (2019), GSCCI is a tipping point to address the emerging challenges of protecting environmental impacts and meeting changing consumer demands in the supply chain. In organizations, the focus of green supply chain management (GSCM) has an important role to play in developing a green-oriented lifestyle. According to Lin & Tseng (2016), community orientation towards a green lifestyle is carried out through environmental protection, innovation and collaboration. Some companies in this study are reluctant to implement environmental management programs, which can be seen from the research results that have been conducted on environmental management practices in various companies. The reason is the risk of being subject to sanctions and fines, which are increasingly strict. Environmental management practices can also improve environmental performance and its economy (Deng et al., 2019).

Changes in green lifestyle, rapid market developments and technological advances cause the business environment to become dynamic. According to Chesbrough (2003), Wang et al. (2015), West et al. (2014), to adapt to these changes to remain competitive, companies are trying to find a practical approach. According to Chesbrough (2003), the open innovation practice adoption approach encourages information/knowledge, a combination of external and internal market channels to exploit innovation. SMEs' ability to find innovations can respond to changes in the rate of information technology and new customers' tastes (Effendi et al., 2020). The flow of information/knowledge that crosses SMEs boundaries is the starting point for innovation's openness aspect (Bogers et al., 2018). Innovation can result in increased performance through innovation (IC) capabilities to be recognized as a fundamental competitive resource (Porter, 1996; Teece, 2018). IC can explore available resources in developing new ideas successfully (Francis and Bessant, 2005). Torabi et al., 2016 said many authors discussed that IC has a positive impact on business performance, but based on Saunila et al. (2014) the factors and circumstances that support or damage this relationship are not observed.

According to the resource-based view theory, the process of working together with supply chain partners, called green supply chain integration, can create networks between companies for the exchange of information and knowledge. The company's environmental management practices can reduce resource consumption and reduce negative environmental impacts (Wanger, 2008). Environmental management practices can also promote product innovation and process innovation through organizational learning. Voluntary environmental management practices significantly impact product innovation and process innovation (Rennings et al., 2006).

Some recent literature shows that more and more scholars are starting to examine the effects of green supply chain integration on innovation from a holistic supply chain approach. A collaboration of knowledge and Supply Chain Integration (SCI) networks can not only improve service levels and product quality but are also a major source of business innovation (Basole and Bellamy et al., 2014). Lee et al. (2014) found that SCI has a positive and significant effect on Malaysian manufacturing companies' innovation performance.

The influence of SCI on knowledge sharing is for product development. Green Supply Chain Integration (GSCI) provides opportunities and suitable conditions for companies to acquire knowledge within the green supply chain's scope. Lee et al. (2014) also emphasized that the supply chain network is an essential source of companies' resources and knowledge. Nonaka (1991) states that knowledge sharing is the main phase of innovation. Knowledge sharing between organizations can increase innovation implementation and reduce development costs and reduce the difficulties of limited internal knowledge resources. Companies that share knowledge with supply chain partners can understand advanced, cutting-edge and timely technology in achieving technological innovation performance.

Cooperation, trust, and good communication are found among supply chain members in supply chain integration (SCI) (Cai and Zhou., 2014). The establishment of a collaborative supply chain network and learning between organizations is a direct impact of SCI. As a useful resource, SCI networks can promote organizational learning, collaboration, and knowledge sharing among supply chain partners. Thus, companies with a higher SCI level can gain more product life cycle knowledge and tacit knowledge of environmental management practices. SCI has more collaboration and learning opportunities between organizations to apply knowledge in technological innovation. Therefore, SCI is an additional important factor when exploring the relationship between technological innovation and environmental management practices.

## **2. Literature Review**

### **2.1. Technology Innovation Performance**

Chang et al. (2015) stated that Technology Innovation Performance (TIP) is a comprehensive evaluation of organizational innovation activities consisting of innovation performance in a narrow sense and overall innovation performance (Hagedoorn and Cloudt, 2004). According to Freeman and Soete (1997), the focus of innovation performance in small minds refers to the value generated by innovation and innovation efficiency, including new product development, the speed of new equipment research, and new technology. Innovation performance in a broad sense concerns the entire process of innovation and evaluation of innovation in organizations. TIP is concerned with management innovation and technological innovation (Szabo and Csontos, 2016). TIP shows that innovation has a multi-dimensional nature of performance in organizations. Chen et al. (2006) stated that the performance of green innovation in GSCM includes green process innovation and environmentally friendly product innovation. Technological innovation in green products is applying innovative design ideas and marketing new products that significantly encourage environmental sustainability (Wong, 2012). Green TIP is related to creative ways to reduce negative environmental impacts caused by the production process. Green TIP involves activities to reduce harmful emissions, reduce energy consumption and raw materials (Tseng et al., 2013).

### **2.2. Environmental Management Practices (EMPs)**

Environmental Management Practices (EMPs) can provide a broad systems perspective on environmental problems (Shrivastave and Hart., 1995). EMPs cover all organizational activities from raw materials, production processes, and packaging to environmentally friendly waste disposal. Therefore, EMPs incorporates company activities aimed at improving waste treatment and reducing resource consumption. According to Bergmiller and McCright (2009), EMPs aim to improve environmental performance, shortening response times, increasing efficiency, reducing energy consumption, using toxic materials and reducing waste. Meanwhile, EMPs as a level of resources invested in skills development and activities that lead to pollution reduction, including applying environmental management system recycling efforts (e.g., ISO14001) to reduce waste (Hajmohammad et al. 2013).

Environmental management practices in companies can reduce the negative impact of resource consumption and the environment and encourage product innovation and process innovation through organizational learning (Wanger, 2008). Voluntary environmental management practices, including



ISO14001 certification and life cycle analysis, have a significant impact on process innovation and product innovation (Rennings et al., 2006). Environmental management practices such as investment recycling, environmental design, and internal environmental management have a positive impact on TIP (Lee et al., 2014). In some environmental management practices, life cycle knowledge and tacit knowledge can also enhance technological innovation performance.

*H1: Environmental Management Practices affect Technology Innovation Performance*

### **2.3. Green Supply Chain Integration (GSCI)**

According to Flynn et al. (2010), technological innovation and green supply chain integration focusing on production methods, processes and commercial organizations. GSCI is committed to creating value for end customers. GSCI is a significant source of technological innovation in companies, supply chain members (including suppliers and customers), and knowledge and an essential source of ideas. Information sharing, mutual problem solving and mutual trust among members are crucial to GSCI to enhance indirect or direct interactions between companies and their supply chain partners. Things like this can generate different alternatives and new ideas, which are very important for innovation. Gemünden (1996), through his empirical study, found that involving suppliers for product innovation beforehand can evade expensive design changes. Technological innovation in supplier participation has a significant beneficial influence on innovative operational performance. Customer participation in new product growth can support companies to obtain request information. New product development can increase customer satisfaction at higher quality and lower costs. Customer request is an essential preceding of innovation to product design. Customer involvement in innovation definitely contributes to the innovation performance and quality of performance. The network resource augmented by GSCI for information and knowledge is a resource of corporate excellence. Networks can also facilitate problem-solving and mutual learning between companies in the supply chain. In doing so, it helps promote innovative performance and acquire innovative resources.

In consideration of the preceding, networks can expedite knowledge sharing between companies in the supply chain. Basole & Bellamy (2014) emphasized that knowledge collaboration and supply chain integration networks not only can enhance service levels and product quality but are also a significant source of innovation. GSCI offers its members with social communication opportunities. GSCI facilitates consensus building that contributes to effective use of tacit knowledge and open Supply Chain Knowledge Sharing. Lee et al. (2014) found that supply chain integration positively and significantly affects Malaysian manufacturing companies' innovation performance.

*H2: Green Supply Chain Integration affects Technology Innovation Performance*

*H3: Green Supply Chain Integration affects Supply Chain Knowledge Sharing.*

### **2.4. Supply Chain Knowledge Sharing (SCKS)**

Organization innovation, based on theory of knowledge management, comes from the reintegration and knowledge resources creativity. Supply chain knowledge sharing (SCKS) is a critical element for innovation. Sharing knowledge is the main stage of innovation (Nonaka, 1991). Knowledge cannot be created by an organization by itself. When the knowledge held by its personnel is analyzed, shared and discussed, the company or the organization will have the capability to innovate. Knowledge sharing between organizations not only alleviates the difficulties of restricted inside knowledge resources. Knowledge sharing not only increases the level of innovation implementation

but also reduces development costs. SMEs can immediately understand advanced technology and the latest innovative achievements by sharing knowledge with supply chain partners, (Li et al., 2017). Lim et al. (2017) also said that green knowledge sharing between companies in the green supply chain could break resource constraints in innovation, increase innovation speed, and improve the company's green products' quality to enhance company performance.

*H4: Supply Chain Knowledge Sharing affects Technology Innovation Performance*

*H5: Supply Chain Knowledge Sharing mediates the relationship between Technology Innovation Performance and Green Supply Chain Integration.*

### 3. Research Method

This research is survey research. Sekaran and Bougie (2013) state that a survey is a method for accumulating data from or about people to compare, explain, or describe their behavior, attitudes and knowledge. The approach used in this study is a quantitative approach with the data analysis tool used is a two-step approach to SEM-AMOS. The information utilized in this research are primary. Primary information were obtained by distributing questionnaires to respondents. The number of samples utilized in this research was 200 manufacturing SMEs in the Special Region of Yogyakarta, green-oriented. The results of the measurement model indicate that the analyzed measurement model has valid and reliable indicators. The results of the structural model can be seen in the AMOS output.

## 4. Results

### 4.1. Respondent Characteristic

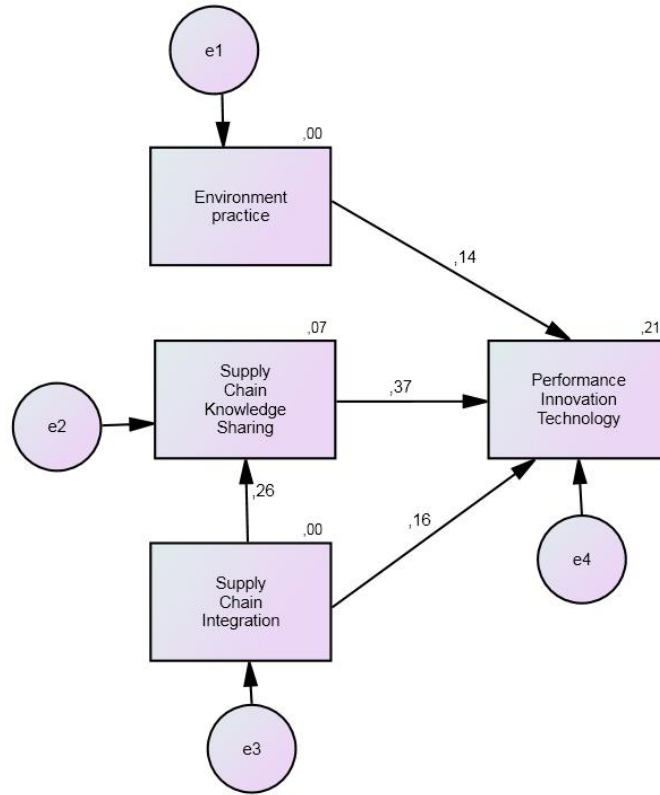
The descriptive analysis uses data from a questionnaire collected from 200 respondents and processed to describe respondents' characteristics and perceptions about the variables studied. The characteristics of the respondents in this study are described by descriptive statistical analysis carried out by the frequency distribution method in Table 1.

**Table 1:** Characteristic of respondents

Characteristics	%
<b>Length of Business:</b>	
One year to 5 years	0
> 5 years to 10 years	3
> 10 years	97
<b>Number of Workers:</b>	
10 to 30 people	36
> 30 to 50 people	32
> 50 people	32

### 4.2. Quantitative Analysis of Respondents

Test results using structural equation models with the SEM-AMOS program It can be seen in Figure 1. The analysis was carried out with a two-step approach to step in two stages: measurement models and structural models. The researcher's measurement model shows that all the indicators used are valid and reliable and have a relatively good fit model test results. Testing the structural model after calculating the composite obtained the following results (see Figure 1).



**Figure 1:** Test of structural equation models results

**Table 2:** Evaluation of Goodness of Fit Indices

Criteria	Results	Critical Value*)	Evaluation of model
Cmin / DF	6.177	≤ 2.00	Moderate
Probability	0.103	≥ 0.05	Good
RMSEA	0.079	≤ 0.08	Good
TLI	0.934	≥ 0.95	Good
CFI	0.932	≥ 0.94	Good

From the proposed structural model (see Table 2), it turns out that most of the criteria used show good results, meaning that the model is suitable and the model does not need to be modified. To test the causal relationship hypothesis in the structural model of the following EMPs, see the path coefficient is presented in Table 3.

**Table 3:** Path Coefficient (Standardize Regression) between variables

Path	Estimate	Standardized regression weight	SE	CR	P
SCKS ← GSCI	0.291	0.257	0.084	3.463	***
TIP ← SCKS	0.659	0.366	0.129	5.124	***
TIP ← EMPs	0.612	0.137	0.25	2.45	0.014
TIP ← GSCI	0.316	0.155	0.098	3.223	0.001

Hypothesis testing is done by comparing the probability (p) value, which is significant if the p-value is  $\leq 0.05$ . With these criteria, it can be seen that all pathways are significant. In the sense that EMPs have a (direct) significant effect on TIP. GSCI has a significant effect on the TIP. GSCI has a significant direct effect on SCKS. SCKS has a significant impact on TIP, and SCKS mediates the relationship between GSCI and TIP. When viewed from the direction, the influence of EMPs on TIP is positive, GSCI on TIP is positive, GSCI for SCKS is positive, SCKS on TIP is positive, and SCKS is positively mediating the relationship between GSCI and TIP.

From Table 3, it can be explained that there is a direct effect of EMPs on the TIP of 0.137, GSCI to TIP of 0.155, GSCI to SCKS of 0.257, SCKS of TIP of 0.366. The indirect impact of GSCI on TIP mediated by SCKS is 0.192. Thus, the direct effect of GSCI on TIP is greater than the indirect effect of GSCI on TIP that SCKS mediates. The five proposed hypotheses can be accepted by testing the significance of each variable and its indicators. Outline of hypothesis testing outcome can be seen in Table 4.

**Table 4:** Summary of Hypothesis Testing

Hypothesis	Path	Results of Hypothesis Testing
H1	Environmental Management Practices to Technology Innovation Performance	Supported
H2	Green Supply Chain Integration to Technology Innovation Performance	Supported
H3	Green Supply Chain Integration to Supply Chain Knowledge Sharing	Supported
H4	Supply Chain Knowledge Sharing on Technology Innovation Performance	Supported
H5	Supply Chain Knowledge Sharing mediates the relationship between Green Supply Chain Integration and Technology Innovation Performance	Supported

## 5. Discussion

The hypothesis one research on SMEs in the Special Region of Yogyakarta shows that EMPs on TIP are significant. This means that when the EMPs increase, the TIP will also increase. EMP in SMEs has reduced resource consumption and negative environmental impacts and promoted process innovation and promoted environmental product innovation through organizational learning. Therefore, with life cycle knowledge and tacit knowledge embedded in several EMPs, it can improve the TIP for SMEs in the Special Region of Yogyakarta. This research supports the research results conducted by Lee et al. (2014), who also found that EMPs positively impact TIP.

The second hypothesis research results on SMEs in the Special Region of Yogyakarta are in line with Gemünden (1996) study and Lee et al. (2014), who show that the GSCI is positively and significantly related to the TIP. This means that if the GSCI increases, the TIP will also increase the better, and vice versa. In improving the GSCI, to make relationships with customers through information networks, communicate with customers, increase the sharing of market information from customers, exchange information with suppliers and customers, and participate with suppliers in procuring raw materials and improving TIP. The GSCI process can help improve product information

on the market, determine what product innovations are happening and are needed by the market, and help companies maximize production and increase efficiency in the company. The implementation of the GSCI in SMEs in the Special Region of Yogyakarta can have an advantage in facing competition in selling products in the country.

The SMEs research results in Special Region of Yogyakarta on the third hypothesis are consistent with Basole & Bellamy (2014), which show that GSCI has a positive effect on SCKS. This means that if the GSCI increases, the SCKS also be increase the better, and if the GSCI decreases, the SCKS also be decreases. The importance of the GSCI in SCKS is that the GSCI provides information about conditions and opportunities that are very suitable for companies to gain knowledge in the supply chain. GSCI brings SMEs closer to supply chain partners to stimulate information sharing or knowledge sharing, establish supply chain relationships both from within and outside the company, increase income and income, and increase cohesion to increase efficiency within the company. The implementation of the GSCI in SMEs in the Special Region of Yogyakarta can face very tight domestic competition and influence the company's level of sales.

The fourth hypothesis research on SMEs in the Special Region of Yogyakarta shows that SCKS has a positive effect on TIP. This means that if the SCKS increases, the TIP will also increase the better and vice versa. For companies, innovation is the stem of integration and creativity from a source of knowledge. And knowledge is also the key to innovation. A SMEs can be successful in innovating if the whole series from upstream to downstream already understands and understands the knowledge provided. That way, the company's innovation will go hand in hand with the discussion and analysis so that the SCKS process can have a beneficial influence on TIP in improving performance and increasing SMEs' excellence in the Special Region of Yogyakarta. Based on the findings of Li et al. (2017), the findings are in line with this study.

Based on the multiplication results between the H2 and H3 pathways, the coefficient value shows a significant positive. The coefficient indicates that if SCKS implements the GSCI, it will better affect the TIP. This finding is in line with the research of Lim et al. (2017). This means that SCKS can mediate the influence of GSCI on TIP in manufacturing companies in the Special Region of Yogyakarta. The results of this study indicate that SCKS mediates GSCI against TIP. The GSCI has a direct implementation, which has been good to improve the GSCI to be implemented in companies. Then the role of SCKS as mediation can make GSCI influence and play a more significant role in enhancing TIP. SCKS has a big role in improving communication and knowledge sharing on all matters related to its supply chain process. This means that SCKS has a better and more significant effect on GSCI on TIP if GSCI is through SCKS.

## **6. Conclusions**

The analysis and discussion results in this study were entitled The Effect of Environmental Management Practices and Green Supply Chain Integration on Technology Innovation Performance in SMEs in Special Region of Yogyakarta. So it can be concluded; first, important and positive consequences for technological innovation performance can be obtained from environmental management practices. Second, green supply chain integration has a positive and important impact on technology innovation performance. Third, a positive and significant influence on supply chain knowledge sharing can be obtained from green supply chain integration. Fourth, the positive and significant impact on technology innovation performance is influenced by the sharing of supply chain knowledge. Fifth, supply chain knowledge sharing mediates the influence of supply chain integration on technology innovation performance.

## 7. Limitations and Suggestions

The results of the conclusions and discussion in this research, the authors suggest that SME managers in the Special Region of Yogyakarta should pay attention to environmental management practices around the company. Seeing the facts in the field that there are still many companies that have not implemented environmental management properly, this will not affect technology innovation performance. Companies are also encouraged to maintain and increase the implementation of green supply chain integration and better supply chain knowledge sharing. There is a significant positive effect in improving technological innovation's performance by implementation of supply chain knowledge sharing and the implementation of green supply chain integration. The competitive advantage of production companies in the Special Region of Yogyakarta will improve with good technological innovation performance and supply chain knowledge. Future researchers who use this research as a reference should develop a research model to find or prove new things from technology innovation performance, environmental management practices, supply chain integration and supply chain knowledge sharing.

## References

- Ahmad, I., & Agrawal. (2012). An Empirical Study of Problems in The Implementation of Electronic Commerce in The Kingdom of Saudi Arabia. *International Journal of Business and Management*, 7(15), 70-80. <https://doi.org/10.5539/ijbm.v7n15p70>.
- Basole. R. C., & Bellamy. M. A. (2014). Visual analysis of supply network risks: Insights from the electronics industry. *Decision Support Systems*, 67, 109-120. <https://doi.org/10.1016/j.dss.2014.08.008>.
- Bergmiller, G., & McCright, P. (2009). Are Lean and Green Programs Synergistic?.
- Bogers, M., Foss. N., & Lyngsie. J. (2017). The human side of open innovation: The role of employee diversity in firm-level openness. *Research Policy*, 47. <https://doi.org/10.1016/j.respol.2017.10.012>.
- Cai, W.; Zhou, X. (2014). On the drivers of eco-innovation: Empirical evidence from China. *Journal Clean Production*, 79, 239–248. <https://doi.org/10.1016/j.jclepro.2014.05.035>.
- Chang, J., Bai. X., Li. J. J. (2015). The influence of leadership on product and process innovations in China: The contingent role of knowledge acquisition capability. *Industrial Marketing Management*, 50, 18-29. <https://doi.org/10.1016/j.indmarman.2015.04.014>.
- Chen, J., & Chen, Y.F. (2006). The study of system on technological innovation performance in enterprises. *Science Management*. S&T 27, 86–91.
- Chesbrough, Henry. (2003). Open Innovation: The New Imperative for Creating and Profiting from Technology. *Harvard Business School Press*. <https://www.nmit.edu.my/wp-content/uploads/2017/10/Open-Innovation-the-New-Imperative-for-Creating-and-Profiting-from-Technology.pdf>
- Do, A. D., NGUYEN, Q. V., LE, Q. H., & TA, V. L. (2020). Green Supply Chain Management in Vietnam Industrial Zone: Province-Level Evidence. *The Journal of Asian Finance, Economics and Business*, 7(7), 403–412. <https://doi.org/10.13106/JAFEB.2020.VOL7.NO7.403>.

- Effendi, M. I., Sugandini, D., & Istanto, Y. (2020). Social Media Adoption in SMEs Impacted by COVID-19: The TOE Model. *The Journal of Asian Finance, Economics and Business*, 7(11), 915–925. <https://doi.org/10.13106/JAFEB.2020.VOL7.NO11.915>.
- Flynn, B. B., Huo, B., & Zhao, X. (2010). The Impact of Supply Chain Integration on Performance: A Contingency and Configuration Approach. *Journal of Operation Management*. 2010, 28, 58–71. <https://doi.org/10.1016/j.jom.2009.06.001>.
- Francis, D., & Bessant, J. (2005). Targeting innovation and implications for capability development. *Technovation*, 25(3), 171–183. <https://doi.org/10.1016/j.technovation.2004.03.004>.
- Freeman, C., & Soete, L. (1997). *The Economics of Industrial Innovation*. Routledge. <https://doi.org/10.4324/9780203064474>.
- Gemünden, H.G., Ritter, T., Heydebreck, P. (1996). Network configuration and innovation success: An empirical analysis in German high-tech industries. *International Journal Research Market*, 13, 449–462. [https://doi.org/10.1016/S0167-8116\(96\)00026-2](https://doi.org/10.1016/S0167-8116(96)00026-2).
- Gualandris, J., & Kalchschmidt, M. (2013). Product and process modularity: Improving flexibility and reducing supplier failure risk. *International Journal of Production Research*, 51. <https://doi.org/10.1080/00207543.2013.793430>.
- Hagedoorn, J., & Cloudt, M. (2003). Measuring Innovative Performance: Is There an Advantage in Using Multiple Indicators? *Research Policy*, 32, 1365–1379. [https://doi.org/10.1016/S0048-7333\(02\)00137-3](https://doi.org/10.1016/S0048-7333(02)00137-3).
- Hajmohammad, S., Vachon, S., Klassen, R. D., Gavronski, I. (2013). Lean management and supply management: Their role in green practices and performance. *Journal of Cleaner Production*, 39, 312–320. <https://doi.org/10.1016/j.jclepro.2012.07.028>.
- Hong, J., Zheng, R., Deng, H., Zhou, Y. (2019). Green supply chain collaborative innovation, absorptive capacity and innovation performance: Evidence from China. *Journal of Cleaner Production*, 241, 118377. <https://doi.org/10.1016/j.jclepro.2019.118377>.
- Lee, V. H., Ooi, K. B., Chong, A. Y. L., Seow, C. (2014). Creating technological innovation via green supply chain management: An empirical analysis. *Expert System Application*, 41, 6983–6994. <https://doi.org/10.1016/j.eswa.2014.05.022>.
- Li, E, L., Zhou, L., & Wu, A. (2017). The supply-side of environmental sustainability and export performance: The role of knowledge integration and international buyer involvement. *International Business Review*, 26(4), 724-735. <https://doi.org/10.1016/j.ibusrev.2017.01.002>.
- Lim, M. K., Tseng, M. L., Tan, K. H., Bui, T. D. (2017). Knowledge management in sustainable supply chain management: Improving performance through an interpretive structural modelling approach. *Journal of Cleaner Production*, 162, 806-816. <https://doi.org/10.1016/j.jclepro.2017.06.056>.
- Lin, Y. H, Tseng, M. L. (2016). Assessing the competitive priorities within sustainable supply chain management under uncertainty. *Journal of Cleaner Production*, 112(3), 2133-2144. <https://doi.org/10.1016/j.jclepro.2014.07.012>.
- Nonaka, I. (1991). The knowledge-creating company. *Harvard Business Review*, 169, 96–104. <https://hbr.org/2007/07/the-knowledge-creating-company>.
- Porter, M. E. (1996). What Is Strategy? *Harvard Business Review*, 74(6) (November–December 1996): 61–78. <https://hbr.org/1996/11/what-is-strategy>.
- Rennings, K., Ziegler, A., Ankele, K., Hoffmann, E. (2006). The influence of different characteristics of the EU environmental management and auditing scheme on technological environmental innovations and economic performance. *Ecology Economy*, 57, 45–59. <https://doi.org/10.1016/j.ecolecon.2005.03.013>.

- Saunila, M., Pekkola, S., & Ukko, J. (2014). The relationship between innovation capability and performance. *International Journal of Productivity and Performance Management*, 63(2), 234–249. <https://doi.org/10.1108/IJPPM-04-2013-0065>.
- Sekaran, U., & Bougie, R. (2013). RESEARCH Methods for Business: A Skill-Building Approach. *John Wiley & Sons, Ltd.* [https://lib.unikom.ac.id/opac/detail/0-13109/RESEARCH Methods for Business: A Skill-Building Approach](https://lib.unikom.ac.id/opac/detail/0-13109/RESEARCH%20Methods%20for%20Business%20-%20A%20Skill-Building%20Approach).
- Shrivastava, P., Director, S., Hart, S. (1995). Creating Sustainable Corporations. *Business Strategy and the Environment*. 4. 154 - 165. <https://doi.org/10.1002/bse.3280040307>.
- Sugandini, D., & Muafi., Susilowati, C., Siswanti, Y., & Syafri, W. (2020). Green supply management and green marketing strategy on green purchase intention: SMEs cases. *Journal of Industrial Engineering and Management*. 13. 79. <https://doi.org/10.3926/jiem.2795>.
- Sugandini, D., El Qadri, Z.M., Kustiyadi, G., & Muafi (2018). Employee Engagement in Entrepreneurship Management: SMEs Cases. *Academy of Entrepreneurship Journal*, 24(2), 1-8. <https://www.abacademies.org/articles/employee-engagement-in-entrepreneurship-management-smes-cases-7336.html>
- Szabo, R., & Csontos, R. (2016). Efficient Organisational Renewal: The Role of Technological and Management Innovation (June 30, 2016). *International Journal of Business Management & Research*, 6(3), Jun 2016, 35-50. <https://ssrn.com/abstract=2838810>.
- Teece, D. J. (2018). Profiting from innovation in the digital economy: Enabling technologies, standards, and licensing models in the wireless world. *Research Policy*, 47(8), 1367-1387. <https://doi.org/10.1016/j.respol.2017.01.015>.
- Torabi, M. H. R., Kyani, A., Falakinia, H. (2016). An Investigation of the Impact of Knowledge Management on Human Resource Performance in Management of Keshavarzi Bank Branches in Tehran. *Procedia - Social and Behavioral Sciences*, 230, 471-481. <https://doi.org/10.1016/j.sbspro.2016.09.059>.
- Tseng, M. L., Wang, R., Anthony, S. F., Chiu., Geng, Y., Lin, Y. H. (2013). Improving performance of green innovation practices under uncertainty. *Journal of Cleaner Production*, 40, 71-82. <https://doi.org/10.1016/j.jclepro.2011.10.009>.
- Wang, C. H., Chang, C. H., Shen, G. C. (2015). The effect of inbound open innovation on firm performance: Evidence from high-tech industry. *Technological Forecasting and Social Change*, 99, 222-230. <https://doi.org/10.1016/j.techfore.2015.07.006>.
- West, J., Wim Vanhaverbeke, S. A., Chesbrough, H. (2014). Open innovation: The next decade. *Research Policy*, 43(5), 805-811. <https://doi.org/10.1016/j.respol.2014.03.001>.
- Wong, Stanley. (2012). The influence of green product competitiveness on the success of green product innovation: Empirical evidence from the Chinese electrical and electronics industry. *European Journal of Innovation Management*. 15. <https://doi.org/10.1108/14601061211272385>.



# Green Supply Chain Integration Based on Technology Innovation Performance in SMEs

Received: -----, Revised: ----- Accepted:

## Abstract

This study analyses SMEs' technological innovation performance in the Special Region of Yogyakarta based on green supply chains. This study's technology innovation performance is influenced by environmental management practices, green supply chain integration, and supply chain knowledge sharing. The data used in this study are primary. The number of respondents in this study was 200 SMEs that have implemented green supply chain management practices. The data collection method used was a questionnaire. The analysis tool used is two-step approach to SEM-AMOS. The results of this study indicate that the technological innovation performance model is acceptable.

**Keywords:** Environmental Management Practices; Green Supply Chain Integration; Supply Chain Knowledge Sharing; Technology Innovation Performance

**JEL Classification Code:** M11, O32, Q50

## 1. Introduction

In recent decades, people face finding a balance between sustainable economic development and environmental damage (Do et al., 2020). Due to that, there are numerous SMEs which arranged in an environmental product. It means that they use natural raw materials, and the production process is environmentally friendly so that the product result is an ecologically neighborly item or green products. Sugandini et al. (2018) show environmental management has become a significant concern for SME businesses. The scarcity of natural resources forces business managers to change the supply chain strategy to be oriented with an environmental perspective (Sugandini et al., 2020).

Green Supply Chain Collaborative Innovation (GSCCI) is increasing and becoming increasingly popular in organizations due to developments in information technology and the increasing globalization of the world economy. According to Gualandris & Kalchschmidt (2013) and Deng et al. (2019), GSCCI is a tipping point to address the emerging challenges of protecting environmental impacts and meeting changing consumer demands in the supply chain. In organizations, the focus of green supply chain management (GSCM) has an important role to play in developing a green-oriented lifestyle. According to Lin & Tseng (2016), community orientation towards a green lifestyle is carried out through environmental protection, innovation and collaboration. Some companies in this study are reluctant to implement environmental management programs, which can be seen from the research results that have been conducted on environmental management practices in various companies. The reason is the risk of being subject to sanctions and fines, which are increasingly strict. Environmental management practices can also improve environmental performance and its economy (Deng et al., 2019).

Changes in green lifestyle, rapid market developments and technological advances cause the business environment to become dynamic. According to Chesbrough (2003), Wang et al. (2015), West et al. (2014), to adapt to these changes to remain competitive, companies are trying to find a practical approach. According to Chesbrough (2003), the open innovation practice adoption approach encourages information/knowledge, a combination of external and internal market channels to exploit innovation. SMEs' ability to find innovations can respond to changes in the rate of information technology and new customers' tastes (Effendi et al., 2020). The flow of information/knowledge that crosses SMEs boundaries is the starting point for innovation's openness aspect (Bogers et al., 2018). Innovation can result in increased performance through innovation (IC) capabilities to be recognized as a fundamental competitive resource (Porter, 1996; Teece, 2018). IC can explore available resources in developing new ideas successfully (Francis and Bessant, 2005). Torabi et al., 2016 said many authors discussed that IC has a positive impact on business performance, but based on Saunila et al. (2014) the factors and circumstances that support or damage this relationship are not observed.

According to the resource-based view theory, the process of working together with supply chain partners, called green supply chain integration, can create networks between companies for the exchange of information and knowledge. The company's environmental management practices can reduce resource consumption and reduce negative environmental impacts (Wanger, 2008). Environmental management practices can also promote product innovation and process innovation through organizational learning. Voluntary environmental management practices significantly impact product innovation and process innovation (Rennings et al., 2006).

Some recent literature shows that more and more scholars are starting to examine the effects of green supply chain integration on innovation from a holistic supply chain approach. A collaboration of knowledge and Supply Chain Integration (SCI) networks can not only improve service levels and product quality but are also a major source of business innovation (Basole and Bellamy et al., 2014). Lee et al. (2014) found that SCI has a positive and significant effect on Malaysian manufacturing companies' innovation performance.

The influence of SCI on knowledge sharing is for product development. Green Supply Chain Integration (GSCI) provides opportunities and suitable conditions for companies to acquire knowledge within the green supply chain's scope. Lee et al. (2014) also emphasized that the supply chain network is an essential source of companies' resources and knowledge. Nonaka (1991) states that knowledge sharing is the main phase of innovation. Knowledge sharing between organizations can increase innovation implementation and reduce development costs and reduce the difficulties of limited internal knowledge resources. Companies that share knowledge with supply chain partners can understand advanced, cutting-edge and timely technology in achieving technological innovation performance.

Cooperation, trust, and good communication are found among supply chain members in supply chain integration (SCI) (Cai and Zhou., 2014). The establishment of a collaborative supply chain network and learning between organizations is a direct impact of SCI. As a useful resource, SCI networks can promote organizational learning, collaboration, and knowledge sharing among supply chain partners. Thus, companies with a higher SCI level can gain more product life cycle knowledge and tacit knowledge of environmental management practices. SCI has more collaboration and learning opportunities between organizations to apply knowledge in technological innovation. Therefore, SCI is an additional important factor when exploring the relationship between technological innovation and environmental management practices.

## **2. Literature Review**

## 2.1. Technology Innovation Performance

Chang et al. (2015) stated that Technology Innovation Performance (TIP) is a comprehensive evaluation of organizational innovation activities consisting of innovation performance in a narrow sense and overall innovation performance (Hagedoorn and Cloudt, 2004). According to Freeman and Soete (1997), the focus of innovation performance in small minds refers to the value generated by innovation and innovation efficiency, including new product development, the speed of new equipment research, and new technology. Innovation performance in a broad sense concerns the entire process of innovation and evaluation of innovation in organizations. TIP is concerned with management innovation and technological innovation (Szabo and Csontos, 2016). TIP shows that innovation has a multi-dimensional nature of performance in organizations. Chen et al. (2006) stated that the performance of green innovation in GSCM includes green process innovation and environmentally friendly product innovation. Technological innovation in green products is applying innovative design ideas and marketing new products that significantly encourage environmental sustainability (Wong, 2012). Green TIP is related to creative ways to reduce negative environmental impacts caused by the production process. Green TIP involves activities to reduce harmful emissions, reduce energy consumption and raw materials (Tseng et al., 2013).

## 2.2. Environmental Management Practices (EMPs)

Environmental Management Practices (EMPs) can provide a broad systems perspective on environmental problems (Shrivastave and Hart., 1995). EMPs cover all organizational activities from raw materials, production processes, and packaging to environmentally friendly waste disposal. Therefore, EMPs incorporates company activities aimed at improving waste treatment and reducing resource consumption. According to Bergmiller and McCright (2009), EMPs aim to improve environmental performance, shortening response times, increasing efficiency, reducing energy consumption, using toxic materials and reducing waste. Meanwhile, EMPs as a level of resources invested in skills development and activities that lead to pollution reduction, including applying environmental management system recycling efforts (e.g., ISO14001) to reduce waste (Hajmohammad et al. 2013).

Environmental management practices in companies can reduce the negative impact of resource consumption and the environment and encourage product innovation and process innovation through organizational learning (Wanger, 2008). Voluntary environmental management practices, including ISO14001 certification and life cycle analysis, have a significant impact on process innovation and product innovation (Rennings et al., 2006). Environmental management practices such as investment recycling, environmental design, and internal environmental management have a positive impact on TIP (Lee et al., 2014). In some environmental management practices, life cycle knowledge and tacit knowledge can also enhance technological innovation performance.

***H1: Environmental Management Practices affect Technology Innovation Performance***

## 2.3. Green Supply Chain Integration (GSCI)

According to Flynn et al. (2010), technological innovation and green supply chain integration focusing on production methods, processes and commercial organizations. GSCI is committed to creating value for end customers. GSCI is a significant source of technological innovation in

companies, supply chain members (including suppliers and customers), and knowledge and an essential source of ideas. Information sharing, mutual problem solving and mutual trust among members are crucial to GSCI to enhance indirect or direct interactions between companies and their supply chain partners. Things like this can generate different alternatives and new ideas, which are very important for innovation. Gemünden (1996), through his empirical study, found that involving suppliers for product innovation beforehand can evade expensive design changes. Technological innovation in supplier participation has a significant beneficial influence on innovative operational performance. Customer participation in new product growth can support companies to obtain request information. New product development can increase customer satisfaction at higher quality and lower costs. Customer request is an essential preceding of innovation to product design. Customer involvement in innovation definitely contributes to the innovation performance and quality of performance. The network resource augmented by GSCI for information and knowledge is a resource of corporate excellence. Networks can also facilitate problem-solving and mutual learning between companies in the supply chain. In doing so, it helps promote innovative performance and acquire innovative resources.

In consideration of the preceding, networks can expedite knowledge sharing between companies in the supply chain. Basole & Bellamy (2014) emphasized that knowledge collaboration and supply chain integration networks not only can enhance service levels and product quality but are also a significant source of innovation. GSCI offers its members with social communication opportunities. GSCI facilitates consensus building that contributes to effective use of tacit knowledge and open Supply Chain Knowledge Sharing. Lee et al. (2014) found that supply chain integration positively and significantly affects Malaysian manufacturing companies' innovation performance.

*H2: Green Supply Chain Integration affects Technology Innovation Performance*

*H3: Green Supply Chain Integration affects Supply Chain Knowledge Sharing.*

## **2.4. Supply Chain Knowledge Sharing (SCKS)**

Organization innovation, based on theory of knowledge management, comes from the reintegration and knowledge resources creativity. Supply chain knowledge sharing (SCKS) is a critical element for innovation. Sharing knowledge is the main stage of innovation (Nonaka, 1991). Knowledge cannot be created by an organization by itself. When the knowledge held by its personnel is analyzed, shared and discussed, the company or the organization will have the capability to innovate. Knowledge sharing between organizations not only alleviates the difficulties of restricted inside knowledge resources. Knowledge sharing not only increases the level of innovation implementation but also reduces development costs. SMEs can immediately understand advanced technology and the latest innovative achievements by sharing knowledge with supply chain partners, (Li et al., 2017). Lim et al. (2017) also said that green knowledge sharing between companies in the green supply chain could break resource constraints in innovation, increase innovation speed, and improve the company's green products' quality to enhance company performance.

*H4: Supply Chain Knowledge Sharing affects Technology Innovation Performance*

*H5: Supply Chain Knowledge Sharing mediates the relationship between Technology Innovation Performance and Green Supply Chain Integration.*

## **3. Research Method**

This research is survey research. Sekaran and Bougie (2013) state that a survey is a method for accumulating data from or about people to compare, explain, or describe their behavior, attitudes and knowledge. The approach used in this study is a quantitative approach with the data analysis tool used is a two-step approach to SEM-AMOS. The information utilized in this research are primary. Primary information were obtained by distributing questionnaires to respondents. The number of samples utilized in this research was 200 manufacturing SMEs in the Special Region of Yogyakarta, green-oriented. The results of the measurement model indicate that the analyzed measurement model has valid and reliable indicators. The results of the structural model can be seen in the AMOS output.

## 4. Results

### 4.1. Respondent Characteristic

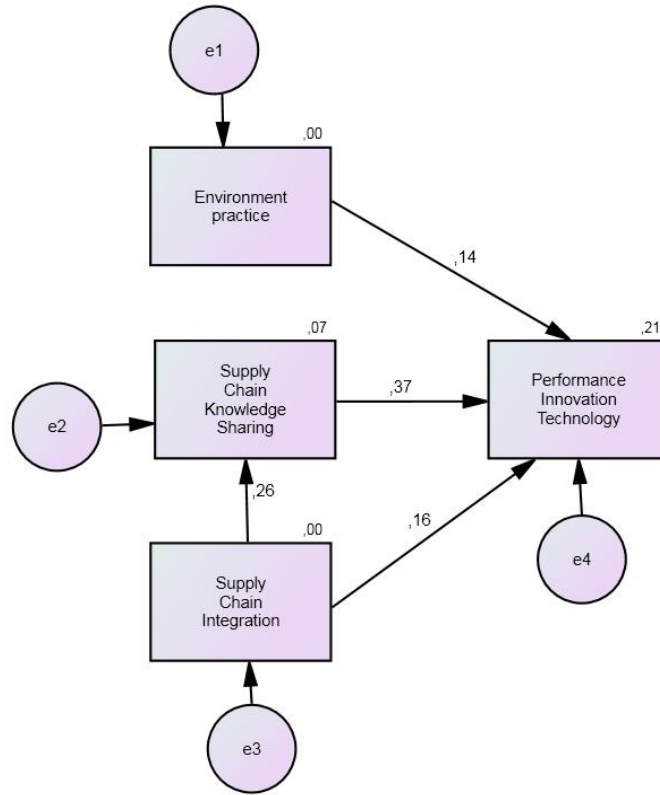
The descriptive analysis uses data from a questionnaire collected from 200 respondents and processed to describe respondents' characteristics and perceptions about the variables studied. The characteristics of the respondents in this study are described by descriptive statistical analysis carried out by the frequency distribution method in Table 1.

**Table 1:** Characteristic of respondents

<b>Characteristics</b>	<b>%</b>
<b>Length of Business:</b>	
One year to 5 years	0
> 5 years to 10 years	3
> 10 years	97
<b>Number of Workers:</b>	
10 to 30 people	36
> 30 to 50 people	32
> 50 people	32

### 4.2. Quantitative Analysis of Respondents

Test results using structural equation models with the SEM-AMOS program It can be seen in Figure 1. The analysis was carried out with a two-step approach to step in two stages: measurement models and structural models. The researcher's measurement model shows that all the indicators used are valid and reliable and have a relatively good fit model test results. Testing the structural model after calculating the composite obtained the following results (see Figure 1).



**Figure 1:** Test of structural equation models results

**Table 2:** Evaluation of Goodness of Fit Indices

Criteria	Results	Critical Value*)	Evaluation of model
Cmin / DF	6.177	≤ 2.00	Moderate
Probability	0.103	≥ 0.05	Good
RMSEA	0.079	≤ 0.08	Good
TLI	0.934	≥ 0.95	Good
CFI	0.932	≥ 0.94	Good

From the proposed structural model (see Table 2), it turns out that most of the criteria used show good results, meaning that the model is suitable and the model does not need to be modified. To test the causal relationship hypothesis in the structural model of the following EMPs, see the path coefficient is presented in Table 3.

**Table 3:** Path Coefficient (Standardize Regression) between variables

Path	Estimate	Standardized regression weight	SE	CR	P
SCKS ← GSCI	0.291	0.257	0.084	3.463	***
TIP ← SCKS	0.659	0.366	0.129	5.124	***
TIP ← EMPs	0.612	0.137	0.25	2.45	0.014
TIP ← GSCI	0.316	0.155	0.098	3.223	0.001

Hypothesis testing is done by comparing the probability (p) value, which is significant if the p-value is  $\leq 0.05$ . With these criteria, it can be seen that all pathways are significant. In the sense that EMPs have a (direct) significant effect on TIP. GSCI has a significant effect on the TIP. GSCI has a significant direct effect on SCKS. SCKS has a significant impact on TIP, and SCKS mediates the relationship between GSCI and TIP. When viewed from the direction, the influence of EMPs on TIP is positive, GSCI on TIP is positive, GSCI for SCKS is positive, SCKS on TIP is positive, and SCKS is positively mediating the relationship between GSCI and TIP.

From Table 3, it can be explained that there is a direct effect of EMPs on the TIP of 0.137, GSCI to TIP of 0.155, GSCI to SCKS of 0.257, SCKS of TIP of 0.366. The indirect impact of GSCI on TIP mediated by SCKS is 0.192. Thus, the direct effect of GSCI on TIP is greater than the indirect effect of GSCI on TIP that SCKS mediates. The five proposed hypotheses can be accepted by testing the significance of each variable and its indicators. Outline of hypothesis testing outcome can be seen in Table 4.

**Table 4:** Summary of Hypothesis Testing

Hypothesis	Path	Results of Hypothesis Testing
H1	Environmental Management Practices to Technology Innovation Performance	Supported
H2	Green Supply Chain Integration to Technology Innovation Performance	Supported
H3	Green Supply Chain Integration to Supply Chain Knowledge Sharing	Supported
H4	Supply Chain Knowledge Sharing on Technology Innovation Performance	Supported
H5	Supply Chain Knowledge Sharing mediates the relationship between Green Supply Chain Integration and Technology Innovation Performance	Supported

## 5. Discussion

The hypothesis one research on SMEs in the Special Region of Yogyakarta shows that EMPs on TIP are significant. This means that when the EMPs increase, the TIP will also increase. EMP in SMEs has reduced resource consumption and negative environmental impacts and promoted process innovation and promoted environmental product innovation through organizational learning. Therefore, with life cycle knowledge and tacit knowledge embedded in several EMPs, it can improve the TIP for SMEs in the Special Region of Yogyakarta. This research supports the research results conducted by Lee et al. (2014), who also found that EMPs positively impact TIP.

The second hypothesis research results on SMEs in the Special Region of Yogyakarta are in line with Gemünden (1996) study and Lee et al. (2014), who show that the GSCI is positively and significantly related to the TIP. This means that if the GSCI increases, the TIP will also increase the better, and vice versa. In improving the GSCI, to make relationships with customers through information networks, communicate with customers, increase the sharing of market information from customers, exchange information with suppliers and customers, and participate with suppliers in procuring raw materials and improving TIP. The GSCI process can help improve product information

on the market, determine what product innovations are happening and are needed by the market, and help companies maximize production and increase efficiency in the company. The implementation of the GSCI in SMEs in the Special Region of Yogyakarta can have an advantage in facing competition in selling products in the country.

The SMEs research results in Special Region of Yogyakarta on the third hypothesis are consistent with Basole & Bellamy (2014), which show that GSCI has a positive effect on SCKS. This means that if the GSCI increases, the SCKS also be increase the better, and if the GSCI decreases, the SCKS also be decreases. The importance of the GSCI in SCKS is that the GSCI provides information about conditions and opportunities that are very suitable for companies to gain knowledge in the supply chain. GSCI brings SMEs closer to supply chain partners to stimulate information sharing or knowledge sharing, establish supply chain relationships both from within and outside the company, increase income and income, and increase cohesion to increase efficiency within the company. The implementation of the GSCI in SMEs in the Special Region of Yogyakarta can face very tight domestic competition and influence the company's level of sales.

The fourth hypothesis research on SMEs in the Special Region of Yogyakarta shows that SCKS has a positive effect on TIP. This means that if the SCKS increases, the TIP will also increase the better and vice versa. For companies, innovation is the stem of integration and creativity from a source of knowledge. And knowledge is also the key to innovation. A SMEs can be successful in innovating if the whole series from upstream to downstream already understands and understands the knowledge provided. That way, the company's innovation will go hand in hand with the discussion and analysis so that the SCKS process can have a beneficial influence on TIP in improving performance and increasing SMEs' excellence in the Special Region of Yogyakarta. Based on the findings of Li et al. (2017), the findings are in line with this study.

Based on the multiplication results between the H2 and H3 pathways, the coefficient value shows a significant positive. The coefficient indicates that if SCKS implements the GSCI, it will better affect the TIP. This finding is in line with the research of Lim et al. (2017). This means that SCKS can mediate the influence of GSCI on TIP in manufacturing companies in the Special Region of Yogyakarta. The results of this study indicate that SCKS mediates GSCI against TIP. The GSCI has a direct implementation, which has been good to improve the GSCI to be implemented in companies. Then the role of SCKS as mediation can make GSCI influence and play a more significant role in enhancing TIP. SCKS has a big role in improving communication and knowledge sharing on all matters related to its supply chain process. This means that SCKS has a better and more significant effect on GSCI on TIP if GSCI is through SCKS.

## **6. Conclusions**

The analysis and discussion results in this study were entitled The Effect of Environmental Management Practices and Green Supply Chain Integration on Technology Innovation Performance in SMEs in Special Region of Yogyakarta. So it can be concluded; first, important and positive consequences for technological innovation performance can be obtained from environmental management practices. Second, green supply chain integration has a positive and important impact on technology innovation performance. Third, a positive and significant influence on supply chain knowledge sharing can be obtained from green supply chain integration. Fourth, the positive and significant impact on technology innovation performance is influenced by the sharing of supply chain knowledge. Fifth, supply chain knowledge sharing mediates the influence of supply chain integration on technology innovation performance.



## 7. Limitations and Suggestions

The results of the conclusions and discussion in this research, the authors suggest that SME managers in the Special Region of Yogyakarta should pay attention to environmental management practices around the company. Seeing the facts in the field that there are still many companies that have not implemented environmental management properly, this will not affect technology innovation performance. Companies are also encouraged to maintain and increase the implementation of green supply chain integration and better supply chain knowledge sharing. There is a significant positive effect in improving technological innovation's performance by implementation of supply chain knowledge sharing and the implementation of green supply chain integration. The competitive advantage of production companies in the Special Region of Yogyakarta will improve with good technological innovation performance and supply chain knowledge. Future researchers who use this research as a reference should develop a research model to find or prove new things from technology innovation performance, environmental management practices, supply chain integration and supply chain knowledge sharing.

## References

- Ahmad, I., & Agrawal. (2012). An Empirical Study of Problems in The Implementation of Electronic Commerce in The Kingdom of Saudi Arabia. *International Journal of Business and Management*, 7(15), 70-80. <https://doi.org/10.5539/ijbm.v7n15p70>.
- Basole. R. C., & Bellamy. M. A. (2014). Visual analysis of supply network risks: Insights from the electronics industry. *Decision Support Systems*, 67, 109-120. <https://doi.org/10.1016/j.dss.2014.08.008>.
- Bergmiller, G., & McCright, P. (2009). Are Lean and Green Programs Synergistic?.
- Bogers, M., Foss. N., & Lyngsie. J. (2017). The human side of open innovation: The role of employee diversity in firm-level openness. *Research Policy*, 47. <https://doi.org/10.1016/j.respol.2017.10.012>.
- Cai, W.; Zhou, X. (2014). On the drivers of eco-innovation: Empirical evidence from China. *Journal Clean Production*, 79, 239–248. <https://doi.org/10.1016/j.jclepro.2014.05.035>.
- Chang, J., Bai. X., Li. J. J. (2015). The influence of leadership on product and process innovations in China: The contingent role of knowledge acquisition capability. *Industrial Marketing Management*, 50, 18-29. <https://doi.org/10.1016/j.indmarman.2015.04.014>.
- Chen, J., & Chen, Y.F. (2006). The study of system on technological innovation performance in enterprises. *Science Management*. S&T 27, 86–91.
- Chesbrough, Henry. (2003). Open Innovation: The New Imperative for Creating and Profiting from Technology. *Harvard Business School Press*. <https://www.nmit.edu.my/wp-content/uploads/2017/10/Open-Innovation-the-New-Imperative-for-Creating-and-Profiting-from-Technology.pdf>
- Do, A. D., NGUYEN, Q. V., LE, Q. H., & TA, V. L. (2020). Green Supply Chain Management in Vietnam Industrial Zone: Province-Level Evidence. *The Journal of Asian Finance, Economics and Business*, 7(7), 403–412. <https://doi.org/10.13106/JAFEB.2020.VOL7.NO7.403>.

- Effendi, M. I., Sugandini, D., & Istanto, Y. (2020). Social Media Adoption in SMEs Impacted by COVID-19: The TOE Model. *The Journal of Asian Finance, Economics and Business*, 7(11), 915–925. <https://doi.org/10.13106/JAFEB.2020.VOL7.NO11.915>.
- Flynn, B. B., Huo, B., & Zhao, X. (2010). The Impact of Supply Chain Integration on Performance: A Contingency and Configuration Approach. *Journal of Operation Management*. 2010, 28, 58–71. <https://doi.org/10.1016/j.jom.2009.06.001>.
- Francis, D., & Bessant, J. (2005). Targeting innovation and implications for capability development. *Technovation*, 25(3), 171–183. <https://doi.org/10.1016/j.technovation.2004.03.004>.
- Freeman, C., & Soete, L. (1997). *The Economics of Industrial Innovation*. Routledge. <https://doi.org/10.4324/9780203064474>.
- Gemünden, H.G., Ritter, T., Heydebreck, P. (1996). Network configuration and innovation success: An empirical analysis in German high-tech industries. *International Journal Research Market*, 13, 449–462. [https://doi.org/10.1016/S0167-8116\(96\)00026-2](https://doi.org/10.1016/S0167-8116(96)00026-2).
- Gualandris, J., & Kalchschmidt, M. (2013). Product and process modularity: Improving flexibility and reducing supplier failure risk. *International Journal of Production Research*, 51. <https://doi.org/10.1080/00207543.2013.793430>.
- Hagedoorn, J., & Cloudt, M. (2003). Measuring Innovative Performance: Is There an Advantage in Using Multiple Indicators? *Research Policy*, 32, 1365–1379. [https://doi.org/10.1016/S0048-7333\(02\)00137-3](https://doi.org/10.1016/S0048-7333(02)00137-3).
- Hajmohammad, S., Vachon, S., Klassen, R. D., Gavronski, I. (2013). Lean management and supply management: Their role in green practices and performance. *Journal of Cleaner Production*, 39, 312–320. <https://doi.org/10.1016/j.jclepro.2012.07.028>.
- Hong, J., Zheng, R., Deng, H., Zhou, Y. (2019). Green supply chain collaborative innovation, absorptive capacity and innovation performance: Evidence from China. *Journal of Cleaner Production*, 241, 118377. <https://doi.org/10.1016/j.jclepro.2019.118377>.
- Lee, V. H., Ooi, K. B., Chong, A. Y. L., Seow, C. (2014). Creating technological innovation via green supply chain management: An empirical analysis. *Expert System Application*, 41, 6983–6994. <https://doi.org/10.1016/j.eswa.2014.05.022>.
- Li, E, L., Zhou, L., & Wu, A. (2017). The supply-side of environmental sustainability and export performance: The role of knowledge integration and international buyer involvement. *International Business Review*, 26(4), 724-735. <https://doi.org/10.1016/j.ibusrev.2017.01.002>.
- Lim, M. K., Tseng, M. L., Tan, K. H., Bui, T. D. (2017). Knowledge management in sustainable supply chain management: Improving performance through an interpretive structural modelling approach. *Journal of Cleaner Production*, 162, 806-816. <https://doi.org/10.1016/j.jclepro.2017.06.056>.
- Lin, Y. H, Tseng, M. L. (2016). Assessing the competitive priorities within sustainable supply chain management under uncertainty. *Journal of Cleaner Production*, 112(3), 2133-2144. <https://doi.org/10.1016/j.jclepro.2014.07.012>.
- Nonaka, I. (1991). The knowledge-creating company. *Harvard Business Review*, 169, 96–104. <https://hbr.org/2007/07/the-knowledge-creating-company>.
- Porter, M. E. (1996). What Is Strategy? *Harvard Business Review*, 74(6) (November–December 1996): 61–78. <https://hbr.org/1996/11/what-is-strategy>.
- Rennings, K., Ziegler, A., Ankele, K., Hoffmann, E. (2006). The influence of different characteristics of the EU environmental management and auditing scheme on technological environmental innovations and economic performance. *Ecology Economy*, 57, 45–59. <https://doi.org/10.1016/j.ecolecon.2005.03.013>.

- Saunila, M., Pekkola, S., & Ukko, J. (2014). The relationship between innovation capability and performance. *International Journal of Productivity and Performance Management*, 63(2), 234–249. <https://doi.org/10.1108/IJPPM-04-2013-0065>.
- Sekaran, U., & Bougie, R. (2013). RESEARCH Methods for Business: A Skill-Building Approach. *John Wiley & Sons, Ltd.* [https://lib.unikom.ac.id/opac/detail/0-13109/RESEARCH Methods for Business: A Skill-Building Approach](https://lib.unikom.ac.id/opac/detail/0-13109/RESEARCH%20Methods%20for%20Business%20-%20A%20Skill-Building%20Approach).
- Shrivastava, P., Director, S., Hart, S. (1995). Creating Sustainable Corporations. *Business Strategy and the Environment*. 4. 154 - 165. <https://doi.org/10.1002/bse.3280040307>.
- Sugandini, D., & Muafi., Susilowati, C., Siswanti, Y., & Syafri, W. (2020). Green supply management and green marketing strategy on green purchase intention: SMEs cases. *Journal of Industrial Engineering and Management*. 13. 79. <https://doi.org/10.3926/jiem.2795>.
- Sugandini, D., El Qadri, Z.M., Kustiyadi, G., & Muafi (2018). Employee Engagement in Entrepreneurship Management: SMEs Cases. *Academy of Entrepreneurship Journal*, 24(2), 1-8. <https://www.abacademies.org/articles/employee-engagement-in-entrepreneurship-management-smes-cases-7336.html>
- Szabo, R., & Csontos, R. (2016). Efficient Organisational Renewal: The Role of Technological and Management Innovation (June 30, 2016). *International Journal of Business Management & Research*, 6(3), Jun 2016, 35-50. <https://ssrn.com/abstract=2838810>.
- Teece, D. J. (2018). Profiting from innovation in the digital economy: Enabling technologies, standards, and licensing models in the wireless world. *Research Policy*, 47(8), 1367-1387. <https://doi.org/10.1016/j.respol.2017.01.015>.
- Torabi, M. H. R., Kyani, A., Falakinia, H. (2016). An Investigation of the Impact of Knowledge Management on Human Resource Performance in Management of Keshavarzi Bank Branches in Tehran. *Procedia - Social and Behavioral Sciences*, 230, 471-481. <https://doi.org/10.1016/j.sbspro.2016.09.059>.
- Tseng, M. L., Wang, R., Anthony, S. F., Chiu., Geng, Y., Lin, Y. H. (2013). Improving performance of green innovation practices under uncertainty. *Journal of Cleaner Production*, 40, 71-82. <https://doi.org/10.1016/j.jclepro.2011.10.009>.
- Wang, C. H., Chang, C. H., Shen, G. C. (2015). The effect of inbound open innovation on firm performance: Evidence from high-tech industry. *Technological Forecasting and Social Change*, 99, 222-230. <https://doi.org/10.1016/j.techfore.2015.07.006>.
- West, J., Wim Vanhaverbeke, S. A., Chesbrough, H. (2014). Open innovation: The next decade. *Research Policy*, 43(5), 805-811. <https://doi.org/10.1016/j.respol.2014.03.001>.
- Wong, Stanley. (2012). The influence of green product competitiveness on the success of green product innovation: Empirical evidence from the Chinese electrical and electronics industry. *European Journal of Innovation Management*. 15. <https://doi.org/10.1108/14601061211272385>.

## LETTER AND PART OF THE MAIN FILE

**Mohamad Irhas EFFENDI<sup>1</sup>, Hendro WIDJANARKO<sup>2</sup>, Dyah SUGANDINI<sup>3\*</sup>**

<sup>1</sup>First Author. Lecturer of Management Department, Economic and Business Faculty, Universitas Pembangunan Nasional Veteran Yogyakarta, Indonesia. Email: [m\\_irhaseffendi@upnyk.ac.id](mailto:m_irhaseffendi@upnyk.ac.id)

<sup>2</sup>Second Author. Lecturer of Management Department, Economic and Business Faculty, Universitas Pembangunan Nasional Veteran Yogyakarta, Indonesia. Email: [hendro.widjanarko@upnyk.ac.id](mailto:hendro.widjanarko@upnyk.ac.id)

<sup>3</sup>Corresponding Author. Lecturer of Management Department, Economic and Business Faculty, Universitas Pembangunan Nasional Veteran Yogyakarta, Indonesia [Postal Address: Jl. SWK Jl. Ring Road Utara No.104, Ngropoh, Condongcatur, Kec. Depok, Kabupaten Sleman, Daerah Istimewa Yogyakarta 55283 Indonesia] Tel: +62 878-3863-8917, Email: [dini@upnyk.ac.id](mailto:dini@upnyk.ac.id)

This article is suitable for publication in the Journal of Asian Finance, Economics and Business (JAFEB) because in recent decades, people face finding a balance between sustainable economic development and environmental damage due to that, there are numerous SMEs which arranged in an environmental product. It means that they use natural raw materials, and the production process is environmentally friendly so that the product result is an ecologically neighborly item or green products. The scarcity of natural resources forces business managers to change the supply chain strategy to be oriented with an environmental perspective (Sugandini et al., 2020).

Green Supply Chain Collaborative Innovation (GSCCI) is increasing and becoming increasingly popular in organizations due to developments in information technology and the increasing globalization of the world economy. According to Gualandris & Kalchschmidt (2013) and Deng et al. (2019), GSCCI is a tipping point to address the emerging challenges of protecting environmental impacts and meeting changing consumer demands in the supply chain. In organizations, the focus of green supply chain management (GSCM) has an important role to play in developing a green-oriented lifestyle. According to Lin & Tseng (2016), community orientation towards a green lifestyle is carried out through environmental protection, innovation and collaboration. Some companies in this study are reluctant to implement environmental management programs, which can be seen from the research results that have been conducted on environmental management practices in various companies. The reason is the risk of being subject to sanctions and fines, which are increasingly strict. Environmental management practices can also improve environmental performance and its economy (Deng et al., 2019).

### TABLES LIST

**Table 1:** Characteristic of respondents

Characteristics	%
-----------------	---

<b>Length of Business:</b> One year to 5 years > 5 years to 10 years > 10 years	0 3 97
<b>Number of Workers:</b> 10 to 30 people > 30 to 50 people > 50 people	36 32 32

**Table 2:** Evaluation of Goodness of Fit Indices

Criteria	Results	Critical Value*)	Evaluation of model
Cmin / DF	6.177	≤ 2.00	Moderate
Probability	0.103	≥ 0.05	Good
RMSEA	0.079	≤ 0.08	Good
TLI	0.934	≥ 0.95	Good
CFI	0.932	≥ 0.94	Good

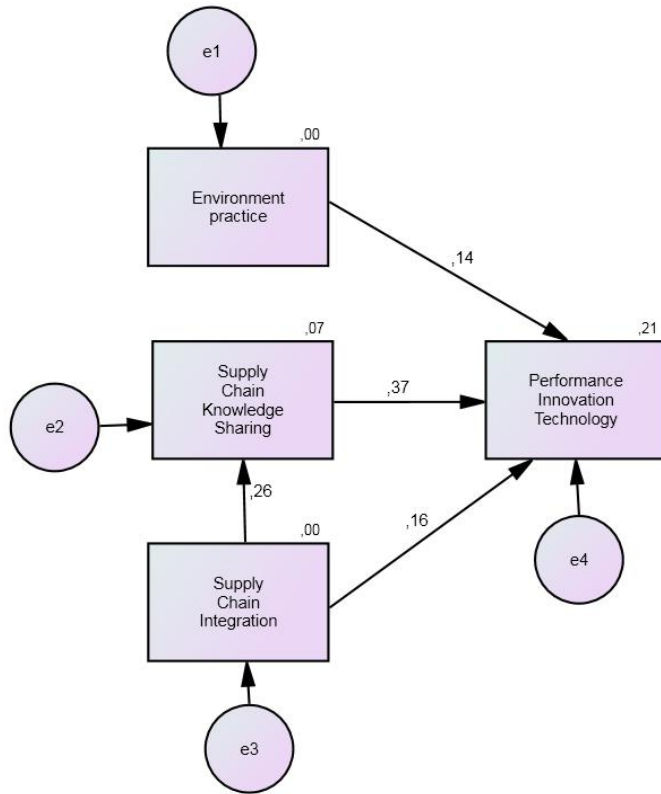
**Table 3:** Path Coefficient (Standardize Regression) between variables

Path	Estimate	Standardized regression weight	SE	CR	P
SCKS ← GSCI	0.291	0.257	0.084	3.463	***
TIP ← SCKS	0.659	0.366	0.129	5.124	***
TIP ← EMPs	0.612	0.137	0.25	2.45	0.014
TIP ← GSCI	0.316	0.155	0.098	3.223	0.001

**Table 4:** Summary of Hypothesis Testing

Hypothesis	Path	Results of Hypothesis Testing
H1	Environmental Management Practices to Technology Innovation Performance	Supported
H2	Green Supply Chain Integration to Technology Innovation Performance	Supported
H3	Green Supply Chain Integration to Supply Chain Knowledge Sharing	Supported
H4	Supply Chain Knowledge Sharing on Technology Innovation Performance	Supported
H5	Supply Chain Knowledge Sharing mediates the relationship between Green Supply Chain Integration and Technology Innovation Performance	Supported

## FIGURE LIST



**Figure 1:** Test of structural equation models results



# 26 Februari 2021: Revisi Pertama Artikel

Gmail in:sent.jwlee119@yahoo.com

Decision of Editor-in-Chief JAFEB Re: SUBMISSION PAPER Kotak Masuk x

Prof. Lee, Jung Wan <jwlee119@yahoo.com> kepada saya

Jum, 26 Feb 12.58

Inggris > Indonesia > Terjemahkan pesan Nonaktifkan untuk: Inggris x

Dear Author(s),

Thank you very much for submitting your research article to *Journal of Asian Finance, Economics and Business (JAFEB)*.

**Editorial Board's Selection and Revision Invitation Policy (Updated on October 2020):** All new submissions to the journal are assessed in **two stages**. The first hurdle is an editorial screening where we evaluate whether a paper is likely to get through the peer review process or not. If the Desk Editor finds that the submission is suitable for the aims and scope, standards, and Editorial Board's selection policy of the journal then the Desk Editor invites to revise and restructure the manuscript (in a **combined file based on the journal template**) and resubmit a revised manuscript for further consideration of the Desk Editor. Please be noted that only about 20% of our submissions pass this hurdle.

**Congrats!** This revision opportunity is your case. **The submissions we decide to take forward for the peer review process need to be well structured, well written, good presentation of English, firmly anchored in existing academic literature, and complete compliance with the revision request and template.** Only after careful consideration by the Desk Editor based on the editorial grounds, the Desk Editor will selectively send the paper out to external peer reviewers.

**Article Publication Charge (APC):** JAFEB is an Open Access journal accessible for free on the Internet. Yet, the print and online publication process does involve costs including those pertaining to setup and maintenance of the publication infrastructure, routine operation of the journal, processing of manuscripts through peer-reviews, editing, publishing, maintaining the scholarly record, and archiving. To cover these costs, the journal depends on **APC also called "Article Publication Charge" (US dollar \$500 or Korean currency 600,000 Won) per article so that APC is mandatory.** There are NO submission charges for JAFEB whether the article is rejected, reviewed, or accepted. **[Important: After the external reviews having completed if the paper gets accepted in favor of publication on the journal then an official invoice of APC will be followed. Based on the invoice the author should make a payment for APC. Before the paper gets accepted for publication, any payments without an official invoice or early payments do NOT count any credits toward its acceptance for possible publication.]**

Gmail in:sent.jwlee119@yahoo.com

**Article Publication Charge (APC):** JAFEB is an Open Access journal accessible for free on the Internet. Yet, the print and online publication process does involve costs including those pertaining to setup and maintenance of the publication infrastructure, routine operation of the journal, processing of manuscripts through peer-reviews, editing, publishing, maintaining the scholarly record, and archiving. To cover these costs, the journal depends on **APC also called "Article Publication Charge" (US dollar \$500 or Korean currency 600,000 Won) per article so that APC is mandatory.** There are NO submission charges for JAFEB whether the article is rejected, reviewed, or accepted. **[Important: After the external reviews having completed if the paper gets accepted in favor of publication on the journal then an official invoice of APC will be followed. Based on the invoice the author should make a payment for APC. Before the paper gets accepted for publication, any payments without an official invoice or early payments do NOT count any credits toward its acceptance for possible publication.]**

**Checklist of Manuscript and Submission (Very Important Items):** In particular, the following must be addressed and met the requirements and guidelines:

**1. Abstract:** Abstract must adhere to the following: A concise and factual abstract is required. **Please rewrite abstract to reach about 200 words** in total for this purpose from **current 95 words** in your case. The abstract should describe the following items in order of: 1) the purpose of the research (The study aims to investigate....), 2) data, materials, and methodology (This study employs samples/survey data/time series data of ....), 3) the results (The results show/reveal that .....), and 4) major findings (The findings of this study suggest that ...., in an unstructured manner. An abstract is often presented separately from the article, so it must be able to stand alone.

Please resubmit the following documents for further review consideration:

- 1) a signed **JAFEB(APC)-Submission-Consent-Form-20201225 (The form MUST be fully filled.** see attached),
- 2) a signed **JAFEB(APC)-Revision-Report-Form-20201225 (The form MUST be fully filled.** see attached),
- 3) a revised manuscript in the attached **JAFEB(APC)-Manuscript-Template-20201225 (The attached template MUST be STRICTLY applied)** as soon as possible (**within next 6 days**), but not later than **March 5, 2021 (Seoul, Korea)** at the latest for possible publication in JAFEB Volume 8 Issue 5, May 30, 2021, directly to Editor-in-Chief Prof. Jung Wan LEE at Email: [jwlee119@yahoo.com](mailto:jwlee119@yahoo.com).

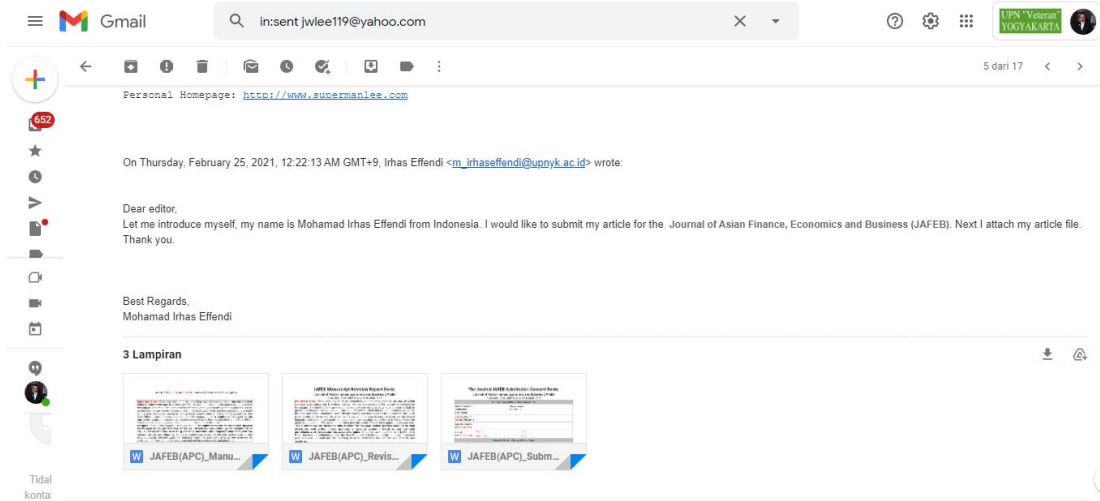
Thank you for your interest in and support for success of the journal.

Jung Wan LEE, Ph.D.  
Editor-in-Chief  
*Journal of Asian Finance, Economics and Business (JAFEB)*

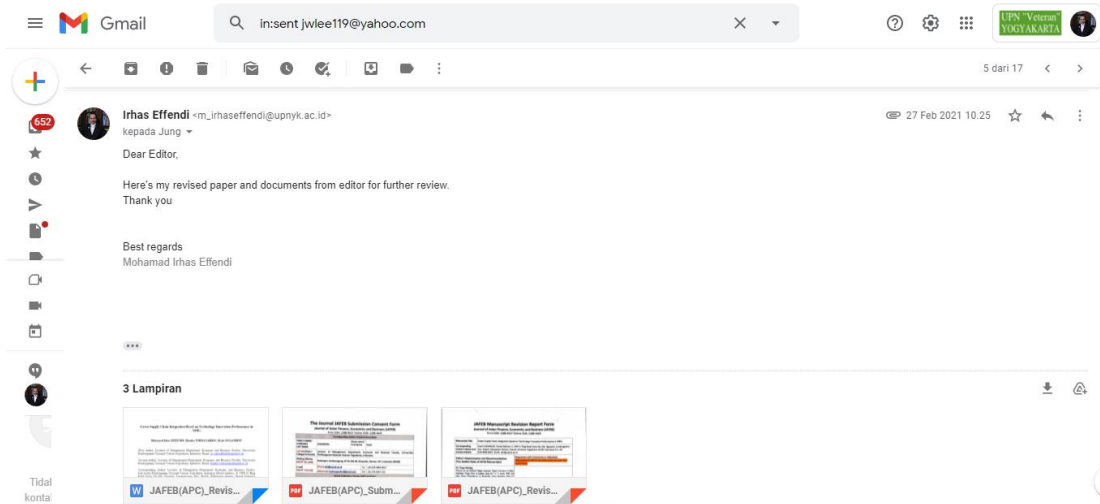
Gmail in:sent.jwlee119@yahoo.com

Jung Wan LEE, Ph.D.  
Editor-in-Chief  
*Journal of Asian Finance, Economics and Business (JAFEB)*

**Professor Lee, Jung Wan (Lee, J.W.) Ph.D.**  
School of International Economics and Trade  
Anhui University of Finance and Economics (AUFE)  
962 Caoshan Road, Bengbu City, Anhui Province, China 233030  
安徽财经大学 安徽财经大学教师工  
安徽蚌埠市曹山路962号  
Email: [jwlee119@bu.edu.cn](mailto:jwlee119@bu.edu.cn); [jwlee119@qq.com](mailto:jwlee119@qq.com); [jungwan.lee@aufe.edu.cn](mailto:jungwan.lee@aufe.edu.cn)  
Skype ID: jungwan.lee  
WeChat ID: Leejungwan119  
ORCID Link: <https://orcid.org/0000-0002-8895-6385>  
Clarivate Analytics Publons: <https://publons.com/researcher/1631480/jung-wan-lee/>  
SCOPUS Author Link: <https://www.scopus.com/authid/detail.uri?authorId=27170463900>  
MENDELEY Author Link: <https://www.mendeley.com/profiles/jung-wan-lee/?viewAsOther=true>  
ResearchGate Link: [https://www.researchgate.net/profile/Jung\\_Wan\\_Lee](https://www.researchgate.net/profile/Jung_Wan_Lee)  
SSRN Author Link: [https://papers.ssrn.com/sol3/cf\\_dev/AbnBvWush.cfm?per\\_id=1904784](https://papers.ssrn.com/sol3/cf_dev/AbnBvWush.cfm?per_id=1904784)  
Google Scholars Link: <https://scholar.google.com/citations?user=OgDd9642AA76h1=msici=ao>  
Personal Homepage: <http://www.supermanlee.com>



## 27 Februari 2021: Mengirimkan Revisi Paper Pertama



LAMPIRAN



# Green Supply Chain Integration Based on Technology Innovation Performance in SMEs

Mohamad Irhas EFFENDI<sup>1\*</sup>, Hendro WIDJANARKO<sup>2</sup>, Dyah SUGANDINI<sup>3</sup>

<sup>1</sup>First Author. Lecturer of Management Department, Economic and Business Faculty, Universitas Pembangunan Nasional Veteran Yogyakarta, Indonesia. Email: [m\\_irhaseffendi@upnyk.ac.id](mailto:m_irhaseffendi@upnyk.ac.id)

<sup>2</sup>Second Author. Lecturer of Management Department, Economic and Business Faculty, Universitas Pembangunan Nasional Veteran Yogyakarta, Indonesia. Email: [hendro.widjanarko@upnyk.ac.id](mailto:hendro.widjanarko@upnyk.ac.id)

<sup>3</sup>Third Author. Lecturer of Management Department, Economic and Business Faculty, Universitas Pembangunan Nasional Veteran Yogyakarta, Indonesia. Email: [dini@upnyk.ac.id](mailto:dini@upnyk.ac.id)

\*Corresponding Author. Lecturer of Management Department, Economic and Business Faculty, Universitas Pembangunan Nasional Veteran Yogyakarta, Indonesia [Postal Address: Jl. SWK Jl. Ring Road Utara No.104, Ngropoh, Condongcatur, Kec. Depok, Kabupaten Sleman, Daerah Istimewa Yogyakarta 55283 Indonesia] Tel: +62 811-268-639, Email: [m\\_irhaseffendi@upnyk.ac.id](mailto:m_irhaseffendi@upnyk.ac.id)

## Abstract

The purpose of the research to analyses SMEs' technological innovation performance in the Special Region of Yogyakarta based on green supply chains. This study's technology innovation performance is influenced by environmental management practices, green supply chain integration, and supply chain knowledge sharing. This research is important because many SMEs are underdeveloped in terms of technology innovation performance. Technology innovation performance shows that innovation has a multi-dimensional ecological performance in organizations. Therefore, SMEs' sustainable supply chain could be achieved by managing operations, support, and information by focusing on environmental and social issues to maximize the entire chain's profits. The data used in this study are primary. The number of respondents in this study was 200 SMEs that have implemented green supply chain management practices. The data collection method used was a questionnaire. The data analysis technique tool used is a two-step approach to SEM-AMOS. The results of this study indicate that SMEs willing to implement a green supply chain to increase SMEs' performance. The technological innovation performance model of this study is acceptable. The findings of this research suggest that companies must be encouraged to maintain and increase the implementation of green supply chain integration and better supply chain knowledge sharing with improved technological innovation performance enhancements.

**Keywords:** Environmental Management Practices, Green Supply Chain Integration, Supply Chain Knowledge Sharing, Technology Innovation Performance

**JEL Classification Code:** M11, O32, Q50



## 1. Introduction

In recent decades, people face finding a balance between sustainable economic development and environmental damage (Do et al., 2020). Due to that, there are numerous SMEs which arranged in an environmental product. It means that they use natural raw materials, and the production process is environmentally friendly so that the product result is an ecologically neighborly item or green products. Sugandini et al. (2018) show environmental management has become a significant concern for SME businesses. The scarcity of natural resources forces business managers to change the supply chain strategy to be oriented with an environmental perspective (Sugandini et al., 2020). Also, Lee and Ha (2020) said that a sustainable supply chain could be achieved by managing operations, support, and information by focusing on environmental and social issues to maximize the entire chain's profits.

The world economy has developed rapidly over the past few decades. However, people only pay attention to the importance of economic development and ignore the ecological environment's protection. In developing countries, this situation is becoming more severe as natural resources are slowly being depleted and environmental problems increase (Ta et al., 2020). Green Supply Chain Collaborative Innovation (GSCCI) is increasing and becoming increasingly popular in organizations due to developments in information technology and the increasing globalization of the world economy. According to Gualandris & Kalchschmidt (2013) and Deng et al. (2019), GSCCI is a tipping point to address the emerging challenges of protecting environmental impacts and meeting changing consumer demands in the supply chain. In organizations, the focus of green supply chain management (GSCM) has an important role to play in developing a green-oriented lifestyle. According to Lin & Tseng (2016), community orientation towards a green lifestyle is carried out through environmental protection, innovation and collaboration. Some companies in this study are reluctant to implement environmental management programs, which can be seen from the research results that have been conducted on environmental management practices in various companies. The reason is the risk of being subject to sanctions and fines, which are increasingly strict. Environmental management practices can also improve environmental performance and its economy (Deng et al., 2019).

Changes in green lifestyle, rapid market developments and technological advances cause the business environment to become dynamic. According to Chesbrough (2003), Wang et al. (2015), West et al. (2014), to adapt to these changes to remain competitive, companies are trying to find a practical approach. According to Chesbrough (2003), the open innovation practice adoption approach encourages information/knowledge, a combination of external and internal market channels to exploit innovation. SMEs' ability to find innovations can respond to changes in the rate of information technology and new customers' tastes (Effendi et al., 2020). The flow of information/knowledge that crosses SMEs boundaries is the starting point for innovation's openness aspect (Bogers et al., 2018). Innovation can result in increased performance through innovation (IC) capabilities to be recognized as a fundamental competitive resource (Porter, 1996; Teece, 2018). IC can explore available resources in developing new ideas successfully (Francis and Bessant, 2005). Torabi et al., 2016 said many authors discussed that IC has a positive impact on business performance, but based on Saunila et al. (2014) the factors and circumstances that support or damage this relationship are not observed.

According to the resource-based view theory, the process of working together with supply chain partners, called green supply chain integration, can create networks between companies for the exchange of information and knowledge. The company's environmental management practices can reduce resource consumption and reduce negative environmental impacts (Wanger, 2008). Environmental management practices can also promote product innovation and process innovation

through organizational learning. Voluntary environmental management practices significantly impact product innovation and process innovation (Rennings et al., 2006).

Some recent literature shows that more and more scholars are starting to examine the effects of green supply chain integration on innovation from a holistic supply chain approach. A collaboration of knowledge and Supply Chain Integration (SCI) networks can not only improve service levels and product quality but are also a major source of business innovation (Basole and Bellamy et al., 2014). Lee et al. (2014) found that SCI has a positive and significant effect on Malaysian manufacturing companies' innovation performance.

The influence of SCI on knowledge sharing is for product development. Green Supply Chain Integration (GSCI) provides opportunities and suitable conditions for companies to acquire knowledge within the green supply chain's scope. Lee et al. (2014) also emphasized that the supply chain network is an essential source of companies' resources and knowledge. Nonaka (1991) states that knowledge sharing is the main phase of innovation. Knowledge sharing between organizations can increase innovation implementation and reduce development costs and reduce the difficulties of limited internal knowledge resources. Companies that share knowledge with supply chain partners can understand advanced, cutting-edge and timely technology in achieving technological innovation performance.

Cooperation, trust, and good communication are found among supply chain members in supply chain integration (SCI) (Cai and Zhou., 2014). The establishment of a collaborative supply chain network and learning between organizations is a direct impact of SCI. As a useful resource, SCI networks can promote organizational learning, collaboration, and knowledge sharing among supply chain partners. Thus, companies with a higher SCI level can gain more product life cycle knowledge and tacit knowledge of environmental management practices. SCI has more collaboration and learning opportunities between organizations to apply knowledge in technological innovation. Therefore, SCI is an additional important factor when exploring the relationship between technological innovation and environmental management practices.

## **2. Literature Review**

### **2.1. Technology Innovation Performance**

Chang et al. (2015) stated that Technology Innovation Performance (TIP) is a comprehensive evaluation of organizational innovation activities consisting of innovation performance in a narrow sense and overall innovation performance (Hagedoorn and Cloudt, 2004). According to Freeman and Soete (1997), the focus of innovation performance in small minds refers to the value generated by innovation and innovation efficiency, including new product development, the speed of new equipment research, and new technology. Innovation performance in a broad sense concerns the entire process of innovation and evaluation of innovation in organizations. TIP is concerned with management innovation and technological innovation (Szabo and Csontos, 2016). TIP shows that innovation has a multi-dimensional nature of performance in organizations. Chen et al. (2006) stated that the performance of green innovation in GSCM includes green process innovation and environmentally friendly product innovation. Technological innovation in green products is applying innovative design ideas and marketing new products that significantly encourage environmental sustainability (Wong, 2012). Green TIP is related to creative ways to reduce negative environmental impacts caused by the production process. Green TIP involves activities to reduce harmful emissions, reduce energy consumption and raw materials (Tseng et al., 2013).

## **2.2. Environmental Management Practices (EMPs)**

Environmental Management Practices (EMPs) can provide a broad systems perspective on environmental problems (Shrivastava and Hart., 1995). EMPs cover all organizational activities from raw materials, production processes, and packaging to environmentally friendly waste disposal. Therefore, EMPs incorporate company activities aimed at improving waste treatment and reducing resource consumption. According to Bergmiller and McCright (2009), EMPs aim to improve environmental performance, shortening response times, increasing efficiency, reducing energy consumption, using toxic materials and reducing waste. Meanwhile, EMPs as a level of resources invested in skills development and activities that lead to pollution reduction, including applying environmental management system recycling efforts (e.g., ISO14001) to reduce waste (Hajmohammad et al. 2013).

Environmental management practices in companies can reduce the negative impact of resource consumption and the environment and encourage product innovation and process innovation through organizational learning (Wanger, 2008). Voluntary environmental management practices, including ISO14001 certification and life cycle analysis, have a significant impact on process innovation and product innovation (Rennings et al., 2006). Environmental management practices such as investment recycling, environmental design, and internal environmental management have a positive impact on TIP (Lee et al., 2014). In some environmental management practices, life cycle knowledge and tacit knowledge can also enhance technological innovation performance.

***H1: Environmental Management Practices affect Technology Innovation Performance***

## **2.3. Green Supply Chain Integration (GSCI)**

According to Flynn et al. (2010), technological innovation and green supply chain integration focusing on production methods, processes and commercial organizations. GSCI is committed to creating value for end customers. GSCI is a significant source of technological innovation in companies, supply chain members (including suppliers and customers), and knowledge and an essential source of ideas. Information sharing, mutual problem solving and mutual trust among members are crucial to GSCI to enhance indirect or direct interactions between companies and their supply chain partners. Things like this can generate different alternatives and new ideas, which are very important for innovation. Gemünden (1996), through his empirical study, found that involving suppliers for product innovation beforehand can evade expensive design changes. Technological innovation in supplier participation has a significant beneficial influence on innovative operational performance. Customer participation in new product growth can support companies to obtain request information. New product development can increase customer satisfaction at higher quality and lower costs. Customer request is an essential preceding of innovation to product design. Customer involvement in innovation definitely contributes to the innovation performance and quality of performance. The network resource augmented by GSCI for information and knowledge is a resource of corporate excellence. Networks can also facilitate problem-solving and mutual learning between companies in the supply chain. In doing so, it helps promote innovative performance and acquire innovative resources.

In consideration of the preceding, networks can expedite knowledge sharing between companies in the supply chain. Basole & Bellamy (2014) emphasized that knowledge collaboration and supply

chain integration networks not only can enhance service levels and product quality but are also a significant source of innovation. GSCI offers its members with social communication opportunities. GSCI facilitates consensus building that contributes to effective use of tacit knowledge and open Supply Chain Knowledge Sharing. Lee et al. (2014) found that supply chain integration positively and significantly affects Malaysian manufacturing companies' innovation performance.

*H2: Green Supply Chain Integration affects Technology Innovation Performance*

*H3: Green Supply Chain Integration affects Supply Chain Knowledge Sharing.*

## **2.4. Supply Chain Knowledge Sharing (SCKS)**

Organization innovation, based on theory of knowledge management, comes from the reintegration and knowledge resources creativity. Supply chain knowledge sharing (SCKS) is a critical element for innovation. Sharing knowledge is the main stage of innovation (Nonaka, 1991). Knowledge cannot be created by an organization by itself. When the knowledge held by its personnel is analyzed, shared and discussed, the company or the organization will have the capability to innovate. Knowledge sharing between organizations not only alleviates the difficulties of restricted inside knowledge resources. Knowledge sharing not only increases the level of innovation implementation but also reduces development costs. SMEs can immediately understand advanced technology and the latest innovative achievements by sharing knowledge with supply chain partners, (Li et al., 2017). Lim et al. (2017) also said that green knowledge sharing between companies in the green supply chain could break resource constraints in innovation, increase innovation speed, and improve the company's green products' quality to enhance company performance.

*H4: Supply Chain Knowledge Sharing affects Technology Innovation Performance*

*H5: Supply Chain Knowledge Sharing mediates the relationship between Technology Innovation Performance and Green Supply Chain Integration.*

## **3. Research Method**

This research is survey research. Sekaran and Bougie (2013) state that a survey is a method for accumulating data from or about people to compare, explain, or describe their behavior, attitudes and knowledge. The approach used in this study is a quantitative approach with the data analysis tool used is a two-step approach to SEM-AMOS. The information utilized in this research are primary. Primary information were obtained by distributing questionnaires to respondents. The number of samples utilized in this research was 200 manufacturing SMEs in the Special Region of Yogyakarta, green-oriented. The results of the measurement model indicate that the analyzed measurement model has valid and reliable indicators. The results of the structural model can be seen in the AMOS output.

## **4. Results**

### **4.1. Respondent Characteristic**

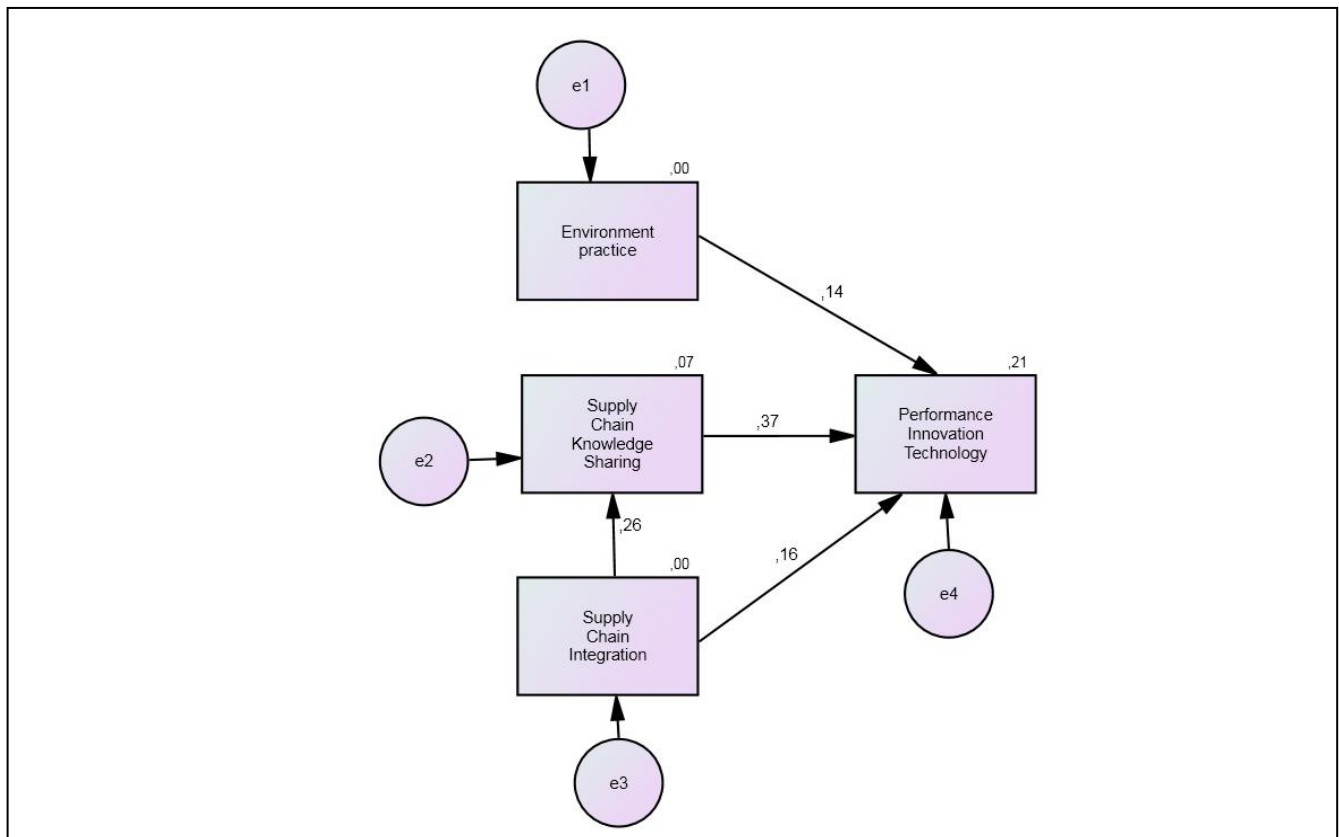
The descriptive analysis uses data from a questionnaire collected from 200 respondents and processed to describe respondents' characteristics and perceptions about the variables studied. The characteristics of the respondents in this study are described by descriptive statistical analysis carried out by the frequency distribution method in Table 1.

**Table 1:** Characteristic of respondents

Characteristics	%
<b>Length of Business:</b>	
One year to 5 years	0
> 5 years to 10 years	3
> 10 years	97
<b>Number of Workers:</b>	
10 to 30 people	36
> 30 to 50 people	32
> 50 people	32

## 4.2. Quantitative Analysis of Respondents

Test results using structural equation models with the SEM-AMOS program It can be seen in Figure 1. The analysis was carried out with a two-step approach to step in two stages: measurement models and structural models. The researcher's measurement model shows that all the indicators used are valid and reliable and have a relatively good fit model test results. Testing the structural model after calculating the composite obtained the following results (see Figure 1).



**Figure 1:** Test of structural equation models results

**Table 2:** Evaluation of Goodness of Fit Indices

Criteria	Results	Critical Value*)	Evaluation of model
Cmin / DF	6.177	≤ 2.00	Moderate
Probability	0.103	≥ 0.05	Good
RMSEA	0.079	≤ 0.08	Good
TLI	0.934	≥ 0.95	Good



CFI	0.932	≥ 0.94	Good
-----	-------	--------	------

From the proposed structural model (see Table 2), it turns out that most of the criteria used show good results, meaning that the model is suitable and the model does not need to be modified. To test the causal relationship hypothesis in the structural model of the following EMPs, see the path coefficient is presented in Table 3.

**Table 3:** Path Coefficient (Standardize Regression) between variables

Path	Estimate	Standardized regression weight	SE	CR	P
SCKS ← GSCI	0.291	0.257	0.084	3.463	***
TIP ← SCKS	0.659	0.366	0.129	5.124	***
TIP ← EMPs	0.612	0.137	0.25	2.45	0.014
TIP ← GSCI	0.316	0.155	0.098	3.223	0.001

Hypothesis testing is done by comparing the probability (p) value, which is significant if the p-value is  $\leq 0.05$ . With these criteria, it can be seen that all pathways are significant. In the sense that EMPs have a (direct) significant effect on TIP. GSCI has a significant effect on the TIP. GSCI has a significant direct effect on SCKS. SCKS has a significant impact on TIP, and SCKS mediates the relationship between GSCI and TIP. When viewed from the direction, the influence of EMPs on TIP is positive, GSCI on TIP is positive, GSCI for SCKS is positive, SCKS on TIP is positive, and SCKS is positively mediating the relationship between GSCI and TIP.

From Table 3, it can be explained that there is a direct effect of EMPs on the TIP of 0.137, GSCI to TIP of 0.155, GSCI to SCKS of 0.257, SCKS of TIP of 0.366. The indirect impact of GSCI on TIP mediated by SCKS is 0.192. Thus, the direct effect of GSCI on TIP is greater than the indirect effect of GSCI on TIP that SCKS mediates. The five proposed hypotheses can be accepted by testing the significance of each variable and its indicators. Outline of hypothesis testing outcome can be seen in Table 4.

**Table 4:** Summary of Hypothesis Testing

Hypothesis	Path	Results of Hypothesis Testing
H1	Environmental Management Practices to Technology Innovation Performance	Supported
H2	Green Supply Chain Integration to Technology Innovation Performance	Supported
H3	Green Supply Chain Integration to Supply Chain Knowledge Sharing	Supported
H4	Supply Chain Knowledge Sharing on Technology Innovation Performance	Supported
H5	Supply Chain Knowledge Sharing mediates the relationship between Green Supply Chain Integration and Technology Innovation Performance	Supported

## 5. Discussion

The hypothesis one research on SMEs in the Special Region of Yogyakarta shows that EMPs on TIP are significant. This means that when the EMPs increase, the TIP will also increase. EMP in SMEs has reduced resource consumption and negative environmental impacts and promoted process innovation and promoted environmental product innovation through organizational learning. Therefore, with life cycle knowledge and tacit knowledge embedded in several EMPs, it can improve the TIP for SMEs in the Special Region of Yogyakarta. This research supports the research results conducted by Lee et al. (2014), who also found that EMPs positively impact TIP.

The second hypothesis research results on SMEs in the Special Region of Yogyakarta are in line with Gemünden (1996) study and Lee et al. (2014), who show that the GSCI is positively and significantly related to the TIP. This means that if the GSCI increases, the TIP will also increase the better, and vice versa. In improving the GSCI, to make relationships with customers through information networks, communicate with customers, increase the sharing of market information from customers, exchange information with suppliers and customers, and participate with suppliers in procuring raw materials and improving TIP. The GSCI process can help improve product information on the market, determine what product innovations are happening and are needed by the market, and help companies maximize production and increase efficiency in the company. The implementation of the GSCI in SMEs in the Special Region of Yogyakarta can have an advantage in facing competition in selling products in the country.

The SMEs research results in Special Region of Yogyakarta on the third hypothesis are consistent with Basole & Bellamy (2014), which show that GSCI has a positive effect on SCKS. This means that if the GSCI increases, the SCKS also be increase the better, and if the GSCI decreases, the SCKS also be decreases. The importance of the GSCI in SCKS is that the GSCI provides information about conditions and opportunities that are very suitable for companies to gain knowledge in the supply chain. GSCI brings SMEs closer to supply chain partners to stimulate information sharing or knowledge sharing, establish supply chain relationships both from within and outside the company, increase income and income, and increase cohesion to increase efficiency within the company. The implementation of the GSCI in SMEs in the Special Region of Yogyakarta can face very tight domestic competition and influence the company's level of sales.

The fourth hypothesis research on SMEs in the Special Region of Yogyakarta shows that SCKS has a positive effect on TIP. This means that if the SCKS increases, the TIP will also increase the better and vice versa. For companies, innovation is the stem of integration and creativity from a source of knowledge. And knowledge is also the key to innovation. A SMEs can be successful in innovating if the whole series from upstream to downstream already understands and understands the knowledge provided. That way, the company's innovation will go hand in hand with the discussion and analysis so that the SCKS process can have a beneficial influence on TIP in improving performance and increasing SMEs' excellence in the Special Region of Yogyakarta. Based on the findings of Li et al. (2017), the findings are in line with this study.

Based on the multiplication results between the H2 and H3 pathways, the coefficient value shows a significant positive. The coefficient indicates that if SCKS implements the GSCI, it will better affect the TIP. This finding is in line with the research of Lim et al. (2017). This means that SCKS can mediate the influence of GSCI on TIP in manufacturing companies in the Special Region of Yogyakarta. The results of this study indicate that SCKS mediates GSCI against TIP. The GSCI has a direct implementation, which has been good to improve the GSCI to be implemented in companies. Then the role of SCKS as mediation can make GSCI influence and play a more significant role in

enhancing TIP. SCKS has a big role in improving communication and knowledge sharing on all matters related to its supply chain process. This means that SCKS has a better and more significant effect on GSCI on TIP if GSCI is through SCKS.

## 6. Conclusions

The analysis and discussion results in this study were entitled The Effect of Environmental Management Practices and Green Supply Chain Integration on Technology Innovation Performance in SMEs in Special Region of Yogyakarta. So it can be concluded, first, important and positive consequences for technological innovation performance can be obtained from environmental management practices. Second, green supply chain integration has a positive and important impact on technology innovation performance. Third, a positive and significant influence on supply chain knowledge sharing can be obtained from green supply chain integration. Fourth, the positive and significant impact on technology innovation performance is influenced by the sharing of supply chain knowledge. Fifth, supply chain knowledge sharing mediates the influence of supply chain integration on technology innovation performance.

## 7. Limitations and Suggestions

The results of the conclusions and discussion in this research suggest that SME managers in the Special Region of Yogyakarta should pay attention to environmental management practices around the company. Seeing the facts in the field that there are still many companies that have not implemented environmental management properly, this will not affect technology innovation performance. Companies are also encouraged to maintain and increase green supply chain integration and better supply chain knowledge sharing. There is a significant positive effect in improving technological innovation's performance by implementing supply chain knowledge sharing and the implementation of green supply chain integration. The competitive advantage of production companies in the Special Region of Yogyakarta will improve with good technological innovation performance and supply chain knowledge. Future researchers who use this research as a reference should develop a research model to find or prove new things from technology innovation performance, environmental management practices, supply chain integration, and supply chain knowledge sharing.

## References

- Ahmad, I., & Agrawal. (2012). An Empirical Study of Problems in The Implementation of Electronic Commerce in The Kingdom of Saudi Arabia. *International Journal of Business and Management*, 7(15), 70-80. <https://doi.org/10.5539/ijbm.v7n15p70>.
- Basole, R. C., & Bellamy, M. A. (2014). Visual analysis of supply network risks: Insights from the electronics industry. *Decision Support Systems*, 67, 109-120. <https://doi.org/10.1016/j.dss.2014.08.008>.
- Bergmiller, G., & McCright, P. (2009). Are Lean and Green Programs Synergistic?.

- Bogers, M., Foss, N., & Lyngsie, J. (2017). The human side of open innovation: The role of employee diversity in firm-level openness. *Research Policy*, 47. <https://doi.org/10.1016/j.respol.2017.10.012>.
- Cai, W. & Zhou, X. (2014). On the drivers of eco-innovation: Empirical evidence from China. *Journal Clean Production*, 79, 239–248. <https://doi.org/10.1016/j.jclepro.2014.05.035>.
- Chang, J., Bai, X., Li, J. J. (2015). The influence of leadership on product and process innovations in China: The contingent role of knowledge acquisition capability. *Industrial Marketing Management*, 50, 18-29. <https://doi.org/10.1016/j.indmarman.2015.04.014>.
- Chen, J., & Chen, Y.F. (2006). The study of system on technological innovation performance in enterprises. *Science Management. S&T* 27, 86–91.
- Chesbrough, Henry. (2003). Open Innovation: The New Imperative for Creating and Profiting from Technology. *Harvard Business School Press*. <https://www.nmit.edu.my/wp-content/uploads/2017/10/Open-Innovation-the-New-Imperative-for-Creating-and-Profiting-from-Technology.pdf>
- Do, A. D., Nguyen, Q. V., Le, Q. H., & Ta, V. L. (2020). Green Supply Chain Management in Vietnam Industrial Zone: Province-Level Evidence. *The Journal of Asian Finance, Economics and Business*, 7(7), 403–412. <https://doi.org/10.13106/JAFEB.2020.VOL7.NO7.403>.
- Effendi, M. I., Sugandini, D., & Istanto, Y. (2020). Social Media Adoption in SMEs Impacted by COVID-19: The TOE Model. *The Journal of Asian Finance, Economics and Business*, 7(11), 915–925. <https://doi.org/10.13106/JAFEB.2020.VOL7.NO11.915>.
- Flynn, B. B., Huo, B., & Zhao, X. (2010). The Impact of Supply Chain Integration on Performance: A Contingency and Configuration Approach. *Journal of Operation Management*. 2010, 28, 58–71. <https://doi.org/10.1016/j.jom.2009.06.001>.
- Francis, D., & Bessant, J. (2005). Targeting innovation and implications for capability development. *Technovation*, 25(3), 171–183. <https://doi.org/10.1016/j.technovation.2004.03.004>.
- Freeman, C., & Soete, L. (1997). The Economics of Industrial Innovation. *Routledge*. <https://doi.org/10.4324/9780203064474>.
- Gemünden, H.G., Ritter, T., Heydebreck, P. (1996). Network configuration and innovation success: An empirical analysis in German high-tech industries. *International Journal Research Market*, 13, 449–462. [https://doi.org/10.1016/S0167-8116\(96\)00026-2](https://doi.org/10.1016/S0167-8116(96)00026-2).
- Gualandris, J., & Kalchschmidt, M. (2013). Product and process modularity: Improving flexibility and reducing supplier failure risk. *International Journal of Production Research*, 51. <https://doi.org/10.1080/00207543.2013.793430>.
- Hagedoorn, J., & Cloudt, M. (2003). Measuring Innovative Performance: Is There an Advantage in Using Multiple Indicators? *Research Policy*, 32, 1365–1379. [https://doi.org/10.1016/S0048-7333\(02\)00137-3](https://doi.org/10.1016/S0048-7333(02)00137-3).
- Hajmohammad, S., Vachon, S., Klassen, R. D., Gavronski, I. (2013). Lean management and supply management: Their role in green practices and performance. *Journal of Cleaner Production*, 39, 312–320. <https://doi.org/10.1016/j.jclepro.2012.07.028>.
- Hong, J., Zheng, R., Deng, H., Zhou, Y. (2019). Green supply chain collaborative innovation, absorptive capacity and innovation performance: Evidence from China. *Journal of Cleaner Production*, 241, 118377. <https://doi.org/10.1016/j.jclepro.2019.118377>.
- Lee, V. H., Ooi, K. B., Chong, A. Y. L., Seow, C. (2014). Creating technological innovation via green supply chain management: An empirical analysis. *Expert System Application*, 41, 6983–6994. <https://doi.org/10.1016/j.eswa.2014.05.022>.

- Li, E. L., Zhou, L., & Wu, A. (2017). The supply-side of environmental sustainability and export performance: The role of knowledge integration and international buyer involvement. *International Business Review*, 26(4), 724-735. <https://doi.org/10.1016/j.ibusrev.2017.01.002>.
- Lim, M. K., Tseng, M. L., Tan, K. H., Bui, T. D. (2017). Knowledge management in sustainable supply chain management: Improving performance through an interpretive structural modelling approach. *Journal of Cleaner Production*, 162, 806-816. <https://doi.org/10.1016/j.jclepro.2017.06.056>.
- Lin, Y. H., & Tseng, M. L. (2016). Assessing the competitive priorities within sustainable supply chain management under uncertainty. *Journal of Cleaner Production*, 112(3), 2133-2144. <https://doi.org/10.1016/j.jclepro.2014.07.012>.
- Nonaka, I. (1991). The knowledge-creating company. *Harvard Business Review*, 169, 96–104. <https://hbr.org/2007/07/the-knowledge-creating-company>.
- Porter, M. E. (1996). What Is Strategy? *Harvard Business Review*, 74(6) (November–December 1996): 61–78. <https://hbr.org/1996/11/what-is-strategy>.
- Rennings, K., Ziegler, A., Ankele, K., Hoffmann, E. (2006). The influence of different characteristics of the EU environmental management and auditing scheme on technological environmental innovations and economic performance. *Ecology Economy*, 57, 45–59. <https://doi.org/10.1016/j.ecolecon.2005.03.013>.
- Saunila, M., Pekkola, S., & Ukko, J. (2014). The relationship between innovation capability and performance. *International Journal of Productivity and Performance Management*, 63(2), 234–249. <https://doi.org/10.1108/IJPPM-04-2013-0065>.
- Sekaran, U., & Bougie, R. (2013). RESEARCH Methods for Business: A Skill-Building Approach. *John Wiley & Sons, Ltd*. [https://lib.unikom.ac.id/opac/detail/0-13109/RESEARCH Methods for Business: A Skill-Building Approach](https://lib.unikom.ac.id/opac/detail/0-13109/RESEARCH%20Methods%20for%20Business%20A%20Skill-Building%20Approach).
- Shrivastava, P., Director, S., & Hart, S. (1995). Creating Sustainable Corporations. *Business Strategy and the Environment*. 4. 154 - 165. <https://doi.org/10.1002/bse.3280040307>.
- Sugandini, D., & Muafi., Susilowati, C., Siswanti, Y., & Syafri, W. (2020). Green supply management and green marketing strategy on green purchase intention: SMEs cases. *Journal of Industrial Engineering and Management*. 13. 79. <https://doi.org/10.3926/jiem.2795>.
- Sugandini, D., El Qadri, Z.M., Kustyadji, G., & Muafi (2018). Employee Engagement in Entrepreneurship Management: SMEs Cases. *Academy of Entrepreneurship Journal*, 24(2), 1-8. <https://www.abacademies.org/articles/employee-engagement-in-entrepreneurship-management-smes-cases-7336.html>
- Szabo, R., & Csontos, R. (2016). Efficient Organisational Renewal: The Role of Technological and Management Innovation (June 30, 2016). *International Journal of Business Management & Research*, 6(3), Jun 2016, 35-50. <https://ssrn.com/abstract=2838810>.
- Teece, D, J. (2018). Profiting from innovation in the digital economy: Enabling technologies, standards, and licensing models in the wireless world. *Research Policy*, 47(8), 1367-1387. <https://doi.org/10.1016/j.respol.2017.01.015>.
- Torabi, M. H. R., Kyani, A., & Falakinia, H. (2016). An Investigation of the Impact of Knowledge Management on Human Resource Performance in Management of Keshavarzi Bank Branches in Tehran. *Procedia - Social and Behavioral Sciences*, 230, 471-481. <https://doi.org/10.1016/j.sbspro.2016.09.059>.
- Tseng, M. L., Wang, R., Anthony, S. F., Chiu., Geng, Y., & Lin, Y. H. (2013). Improving performance of green innovation practices under uncertainty. *Journal of Cleaner Production*, 40, 71-82. <https://doi.org/10.1016/j.jclepro.2011.10.009>.

- Wang, C. H., Chang, C. H., Shen, G. C. (2015). The effect of inbound open innovation on firm performance: Evidence from high-tech industry. *Technological Forecasting and Social Change*, 99, 222-230. <https://doi.org/10.1016/j.techfore.2015.07.006>.
- West, J., Wim Vanhaverbeke, S. A., Chesbrough, H. (2014). Open innovation: The next decade. *Research Policy*, 43(5), 805-811. <https://doi.org/10.1016/j.respol.2014.03.001>.
- Wong, Stanley. (2012). The influence of green product competitiveness on the success of green product innovation: Empirical evidence from the Chinese electrical and electronics industry. *European Journal of Innovation Management*. 15. <https://doi.org/10.1108/14601061211272385>.
- Lee, C., & Ha, B.-C. (2020). The Impact of Interactional Justice and Supply-Chain Collaboration on Sustainable SCM Performance: The Case of Multinational Pharmaceutical Firms. *The Journal of Asian Finance, Economics and Business*, 7(2), 237–247. <https://doi.org/10.13106/JAFEB.2020.VOL7.NO2.237>.
- Ta, V. L., Bui, H. N., Canh, C. D., Dang, T. D., & Do, A. D. (2020). Green Supply Chain Management Practice of FDI Companies in Vietnam. *The Journal of Asian Finance, Economics and Business*, 7(10), 1025–1034. <https://doi.org/10.13106/JAFEB.2020.VOL7.NO10.1025>



# The Journal JAFEB Submission Consent Form

Journal of Asian Finance, Economics and Business (JAFEB)

Print ISSN: 2288-4637 Online ISSN: 2288-4645

Corresponding Author Contact Information			
FAMILY NAME/ SURNAME/ LAST NAME	EFFENDI	Given name/ First Name	Mohamad Irhas
Job title/Dept./ College/University	Lecturer of Management Department, Economic and Business Faculty, Universitas Pembangunan Nasional Veteran Yogyakarta, Indonesia.		
Mailing Address (MUST Zip code)	Jalan Anggur Kadisoka RT 03 RW 01 Purwomartani, Kalasan, Sleman, D.I.Yogyakarta, 55571		
E-mail (MUST 2 Emails)	(Prior) <a href="mailto:m_irhaseffendi@upnyk.ac.id">m_irhaseffendi@upnyk.ac.id</a>	Tel.	+62 811-268-639
	(Alternate) <a href="mailto:m_irhaseffendi@upnyk.ac.id">m_irhaseffendi@upnyk.ac.id</a>	Fax	-
Article Publication Charge (APC) and Fees			
Manuscript Title	Green Supply Chain Integration Based on Technology Innovation Performance in SMEs		
Number of authors	3	Publication Date (Est.)	JAFEB Volume 8 Issue 5, May 30, 2021
Article Publication Charge (APC) (USD500.00 per article) (Korean local currency 600,000 won)	<p><input checked="" type="checkbox"/> APC is due when a manuscript has been accepted for publication. The corresponding author of the article is responsible for arranging the payment of APC based on an official invoice.</p> <p>* The cost of APC is very often assumed either by the organization funding the research published in the article, or by the institution at which the author is employed or by the author oneself.</p> <p>** The Journal of Asian Finance, Economics and Business (JAFEB) is an Open Access journal distributed under the terms of the Creative Commons Attribution Non-Commercial License (<a href="https://creativecommons.org/licenses/by-nc/4.0/">https://creativecommons.org/licenses/by-nc/4.0/</a>) which permits unrestricted non-commercial use, distribution, and reproduction in any medium, provided the original work is properly cited. <b>This is an Open Access journal accessible for free on the Internet. Copyright of the article after publication and belongs to the Author(s). Therefore, online publication and an electronic file are final.</b></p> <p>***[Important: After the external reviews having completed if the paper gets accepted in favor of publication on the journal then an official invoice of APC will be followed. Based on the invoice the author should make a payment for APC. Before the paper gets accepted for publication, any payments or <b>early payments do NOT count any credits toward its acceptance for possible publication.</b>]</p>		
Offprints Subscription (USD200.00 per issue)	<input type="checkbox"/> If the corresponding author wants to receive a printed hard copy of the journal issue by First Class international mail, <b>it is required to subscribe the journal on the basis of USD200.00 per issue (about 600 pages)</b> from the Offprint Publishers. The subscription fee includes mailing service fee. If you must have a printed hard copy of the journal, please tick/mark on the checkbox.		
Payment Options	<p>1) with a Credit Card through the KODISAJOURNALS e-Payment System  <b>The KODISA JOURNALS e-Payment System</b> will be provided upon request (Visa or Master only is acceptable). It is an official account of Korea Distribution Science Association (KODISA), the Publisher.  <b>*KODISA does not accept any payments of APC via PayPal.</b></p> <p>2) by Bank Wire Transfer            Beneficiary Account Number: <b>470-910003-56304</b> (14 digits)            Beneficiary Name: Korea Distribution Science Association            Address: 2463-4 Shinheung-Dong Sujeong-Gu Seongnam-City, Gyeonggi-Do, South Korea            Bank Name: KEB HANA BANK            SWIFT Code: KOEXKRSE            Bank Address (Head Office): 35 Eulji-ro, Jung-gu, Seoul, Korea</p>		
Journal Submission Declaration Statement			


I, the undersigned, hereby attest and confirm:

1. That the manuscript has no actual or potential conflict of interest or any perception of influence with any organization or party, whether individual or group, including but not limited to any financial, personal or otherwise, within three years from the date of submission of work;
2. That this manuscript has not been published previously, that it is not under consideration for publication elsewhere, and that the manuscript is not being simultaneously submitted elsewhere;
3. That I grant to KODISA, upon acceptance by the editor for publication in the journal, the exclusive right and license to publish, distribute, and otherwise disseminate the contents of the manuscript in any manner, including but not limited to the right to sub-license appropriate publishing or distribution rights, the material in the article in or through any media format, whether printed, electronic, online, CD-ROM, microfiche or otherwise;
4. That I will follow the highest standards of publication ethics and the Code of Conduct of KODISA Journals.

Name of Corresponding Author

Mohamad Irhas Effendi

Signature



Date

February 27<sup>th</sup>, 2021

**JAFEB and KODISA Journals Editorial Board**



# JAFEB Manuscript Revision Report Form

## Journal of Asian Finance, Economics and Business (JAFEB)

Print ISSN: 2288-4637 Online ISSN: 2288-4645

<b>Manuscript Title</b>	Green Supply Chain Integration Based on Technology Innovation Performance in SMEs		
<b>Corresponding Author's Name and Contact Details</b>	Mohamad Irhas EFFENDI, Postal Address: Jl. SWK Jl. Ring Road Utara No.104, Ngropoh, Condongcatur, Kec. Depok, Kabupaten Sleman, Daerah Istimewa Yogyakarta 55283 Indonesia Tel: +62 811-268-639, Email: <a href="mailto:m_irhaseffendi@upnyk.ac.id">m_irhaseffendi@upnyk.ac.id</a>		
<b>Editor's Requirements and Recommendations</b> [Ten Golden Rules of JAFEB Manuscripts]	<b>Responses and Comments or Rebuttals</b> [The author(s) MUST provide some answers for EACH item]		
<p><b>S1. Page Setting</b> Please set up Default Page Layout: Page Columns in One column, Page Size in Letter size (8.5 x 11 inch). NO A4 size, Page Orientation in Portrait, Page Margins Top (1 inch) Bottom (1 inch) Left (0.8 inch) Right (0.75 inch). Please set up Default Paragraph panel: Tabs stop 0.5 inch left for each paragraph, Line Spacing in Single line (before 0 and after 0 spacing snapped), Alignment in Justified alignment, Outline Level in Body text. Please set up Default Font panel: <b>For Headings and Subheadings:</b> Font in Times New Roman, Font Size in 12 size and Bold, Capitalize Each Word <b>For Main Text:</b> Font in Times New Roman, Font Size in 12 size <b>For Tables and Appendixes:</b> Font in Arial, Font Size in 9 size (8 minimum) Please do not apply any style for Headings and body text for the entire document</p>	This paper is in accordance with the provisions of Page Setting.		
<p><b>S2. Author's Name Presentation by APA</b> The authors' full name must be appeared in order of First name, Given name (if any), and LAST NAME (=FAMILY NAME = SURNAME) for its indexing purpose correctly according to the APA format. Please indicate the authors' SURNAME (FAMILY NAME) in ALL CAPITAL letters. For example, Prof. Lee Jung Wan in the Asian name format (i.e., Jung Wan Lee in a U.S. form) should be indicated as Jung Wan LEE; accordingly, [Jung Wan LEE] will be indexed as of [Lee, J. W.] in Clarivate Analytics' Web of Science and Scopus). <b>Lee, J.W., &amp; Xuan, Y. (2019).</b> Effects of Technology and Innovation Management and Total Factor Productivity on the Economic Growth of China. <i>Journal of Asian Finance, Economics and Business</i>, 6(2), 63-73. <a href="https://doi.org/10.13106/jafeb.2019.vol6.no2.63">https://doi.org/10.13106/jafeb.2019.vol6.no2.63</a> Another example, Professors Ha Hong Hanh and Nguyen Huu Anh in the Asian name format should be indicated as Hanh Hong HA, Anh Huu NGUYEN; accordingly the two names will be indexed as of [Ha, H. H.; Nguyen, A. H.]. <b>Ha, H. H., &amp; Nguyen, A. H. (2020).</b> Determinants of voluntary audit of small and medium sized enterprises: Evidence from Vietnam. <i>Journal of Asian Finance, Economics and Business</i>, 7(5), 41-50. <a href="https://doi.org/10.13106/jafeb.2020.vol7.no5.041">https://doi.org/10.13106/jafeb.2020.vol7.no5.041</a> <b>[Important! Single name author]</b> There are many cases of a single name from Indonesia and India and others. However, JAFEB articles adopt APA style format in references and citations and also</p>	This paper is in accordance with the provisions of Author's Name Presentation by APA		



<p>indexing purpose in Web of Science and Scopus etc. For this purpose, all names must be presented at least two words (if the full name is "Thomson", i.e., T. THOMSON or Thomson THOMSON) so that this format will be indexed as "Thomson, T." in Scopus and Web of Science.</p> <p>It is such a pity that we have to adopt the APA format inevitably and keep consistency of the name format to promote large readership across international academic community. In conclusion, for publication purpose the two name format will be used.</p>	
<p><b>S3. Self-Citation Restriction Policy</b></p> <p>The self-citation refers to when an author refers to the previous works written by him/her alone or in co-authorship and cites them. Self-cites are used to compare current results of the research with earlier findings when continuing to study the same subject. It seems that the only reasonable solution for the issues of self-plagiarism, research integrity, and originality is to limit the amount of self-citations. JAFEB Self-Citation Restriction Policy regulates that <b>the self-citation level should not exceed 10% for authors and 20% for co-authors together and 15% for JAFEB. Please rewrite and remove any outnumbered self-citations, if any corrections required in your case.</b></p> <p><b>If the reference checker (software) finds that the author(s) break the rules, then the manuscript will be automatically rejected by the Desk Editor without further review.</b></p>	<p>This paper is in accordance with the provisions of Self-Citation Restriction Policy</p>
<p><b>1. JAFEB Engagement:</b></p> <p>If the literature current, relevant, and broad enough to set the context for the research, you should engage with the style and the discussions published in JAFEB. The work in the journal evolved considerably as you can see on <a href="#">JAFEB Archive</a>. To fully contribute to the subject, you will need to engage with JAFEB. To do so: you should <b>include at least 3 - 5 relevant references in JAFEB.</b> Your paper should reflect the cutting edge thinking of relevant literature in JAFEB.</p> <p><b>If the manuscript does not include at least THREE citations/references from JAFEB, the manuscript would be stopped/rejected by the Desk Editor without further review.</b></p>	<p>This paper is in accordance with the provisions of JAFEB Engagement.</p>
<p><b>2. Abstract</b></p> <p>Abstract must adhere to the following: A concise and factual abstract is required. <b>Please rewrite abstract to reach about 200 words in total</b> for this purpose. The abstract should describe the following items in order of: <b>1) the purpose of the research</b> (for example. The study investigates/examines..., but NO research background statements/problem statements at the beginning), <b>2) data, materials, and methodology</b> (for example. This study employs samples/survey data/time series data of ....), <b>3) the results</b> (for example, The results show/reveal that .....), and <b>4) major findings</b> (for example, The findings of this study suggest that ..., but NO suggestions/recommendations/implications) in an <b>unstructured manner</b>. An abstract is often presented separately from the article, so <b>it must be able to stand alone. Please provide abstract to reach about 200 (197 ~ 203) words in total.</b></p> <p><b>If the word counter (software) finds more than 5% deviation, the manuscript will be rejected by the Desk</b></p>	<p>Abstracts in this paper have been adjusted to the provisions of the JAFEB Journal.</p>



<p><b>Editor without further review.</b></p>	
<p><b>3. Keywords:</b> Please provide <b>Maximum of 5 keywords, separated by comma (,)</b> It is crucial to the appropriate indexing of the papers are to be given. e.g., Financial Economics, Emerging Markets, Technology Acceptance Model</p>	<p>Keywords in this paper have been adjusted to the provisions of the JAFEB Journal.</p>
<p><b>4. JEL Classification Code:</b> Please provide <b>3-5 JEL classification codes, separated by comma (,)</b> These codes will be used for indexing purposes.</p>	<p>This paper has implemented the JEL Classification Code according to the provisions.</p>
<p><b>5. No Footnotes, but Endnotes Acceptable:</b> <b>JAFEB does not accept Footnotes</b> due to technical problems of online XML publication. Please convert all footnotes to endnotes, otherwise please incorporate all footnotes into text at its best.</p>	<p>There is no Footnotes in this paper.</p>
<p><b>6. Word Count:</b> While no maximum length for manuscripts is prescribed, authors are encouraged to write concisely and clearly. As a guide, <b>short communications</b> should be between <b>3000 – 5000 words</b> and <b>regular articles</b> should be between <b>5,000 - 7,000 words</b> in length. However, <b>any of full papers should be NO longer than 10 pages in a final print and NO more than 8000 words in total, with all inclusive.</b> <b>If the word counter (software) finds more than 5% deviation, the manuscript would be stopped/rejected by the Desk Editor without further review.</b></p>	<p>This paper consists of 4953 words</p>
<p><b>7. Tables and Figures:</b> <b>JAFEB accepts Tables/Figures created by the author's own work only.</b> Number Tables/Figures consecutively in accordance with their appearance in the text. Tables must be adjustable. <b>Avoid vertical rules. Extremely large tables that take more than one page print are NOT acceptable.</b> Be sparing in the use of tables and ensure that the data presented in tables do not duplicate results described elsewhere in the article. A paper in JAFEB from now on may include <b>a maximum of six (6) tables/figures/appendixes in total.</b> In particular, JAFEB does not accept any figures/artworks borrowed from others (i.e. output of AMOS, charts and reports of Statistics Agency's), if not created by the author's own work. <b>If the Desk Editor finds any outsizes, the manuscript will be stopped/rejected by the Desk Editor without further review.</b></p>	<p>Tables and Figures in this paper have been adjusted to the provisions of the JAFEB Journal.</p>
<p><b>8. Citation and Reference Style Guides:</b> Authors are expected to adhere to the guidelines of <b>APA 6<sup>th</sup> or 7<sup>th</sup> edition (American Psychological Association).</b> Please provide full information of publications complying with the APA citation and reference styles. <b>Please ensure that every reference cited in the text is also present in the reference list (and vice versa).</b> <b>If the reference checker (software) finds more than THREE unmatched citations/references, then the manuscript will be automatically rejected by the Desk Editor without further review.</b> <b>[Important! Please translate all references in local languages (i.e. Vietnamese, Indonesian, Malay, Thai, Pakistani, Arabic, Russian, Ukrainian) into English</b></p>	<p>Citation and Reference Style Guides in this paper have been adjusted to the provisions of the JAFEB Journal.</p>

(through Google translator or AI translators) according to APA style guide at its best.

**If any references are not translated to English, then the manuscript will be automatically rejected by the Desk Editor without further review.**

In particular, all citations in the text should refer to: **Two authors: list all authors' surname (family names) with Lee and Nguyen (2020) in the text or (Lee & Nguyen, 2020) in parentheses** separating the two authors and the year of publication.

**Journals:** Lee, J. W., & Nguyen, A. H. (2020). Citations and reference style guides of APA 6th edition and Asian names. *Journal of Asian Finance, Economics and Business*, 7(1), 2-4.  
<https://doi.org/10.13106/jafeb.2020.vol7.no1.2>

**Book (ISBN):** Greenberg, P. (2001). *CRM at the Speed of Light* (5th ed.). Emeryville, CA: Lycos Press.

**Edited book:** Burton, R. R. (1982). Diagnosing bugs in a simple procedure skill. In: D. H. Sleeman, & J. S. Brown (Eds.), *Intelligent Tutoring Systems* (pp.120-135), London, UK: Academic Press.

**Conference proceedings:** Lee, J. W., & Kim, Y. E. (2017). Green distribution and its economic impact on the distribution industry. In: *Proceedings of the Second International Conference of KODISA* (pp.12-32). Ho Chi Minh City, Vietnam, July 6-8. Seoul, Korea: KODISA Publishing.

**Internet resources:** Kim, D. H., & Youn, M. K. (2012). What is about distribution knowledge, research, and journal?. *KODISA Newsletter*. Retrieved October 30, 2019 (actual access date), from [http://kodisa.org/index.php?mid=Conferences&document\\_srl=8862](http://kodisa.org/index.php?mid=Conferences&document_srl=8862).

#### Journal Revision Submission Declaration Statement

I, the undersigned, hereby attest and confirm:

1. That the manuscript has no actual or potential conflict of interest or any perception of influence with any organization or party, whether individual or group, including but not limited to any financial, personal or otherwise, within three years from the date of submission of work;
2. That this manuscript has not been published previously, that it is not under consideration for publication elsewhere, and that the manuscript is not being simultaneously submitted elsewhere;
3. That I grant to KODISA, upon acceptance by the editor for publication in the journal, the exclusive right and license to publish, distribute, and otherwise disseminate the contents of the manuscript in any manner, including but not limited to the right to sub-license appropriate publishing or distribution rights, the material in the article in or through any media format, whether printed, electronic, online, CD-ROM, microfiche or otherwise;
4. That I will follow the highest standards of publication ethics and the Code of Conduct of KODISA Journals.

Name of Corresponding Author

Mohamad Irhas Effendi

Signature



Date

February 27<sup>th</sup>, 2021

**JAFEB and KODISA Journals Editorial Board**



# 7 Maret 2021: Paper Accepted

Gmail in:sent jwlee119@yahoo.com

Congrats! Decision of Editor-in-Chief JAFEB and Publishing Agreement Form -APC111- JAFEB Vol.8 No.4 April 2021 Publication Kotak Masuk x

Prof. Lee, Jung Wan <jwlee119@yahoo.com>  
Kepada m\_ihasseffendi@upnyk.ac.id, saya

Min, 7 Mar 19:19 ☆ ↶ ⋮

Ingggris > Indonesia > Terjemahkan pesan Nonaktifkan untuk: Ingggris x

Dear Author(s),

Thank you for submitting a signed JAFEB(APC)-Submission-Consent-Form, a signed Manuscript-Revision-Report-Form and having completed revision of the manuscript meeting an acceptable standard for publication in the *Journal of Asian Finance, Economics and Business* (JAFEB). We have now received the comments and recommendations about content selection from the Journal's Editorial Executive Board and External Peer Review Board.

First, Congratulations! The Editorial Executive Board voted on your revised manuscript in favor of publication and the article has been **"Accepted" in its current form** for publication in the *Journal of Asian Finance, Economics and Business* (JAFEB). From now on your article will be moving forward to the production pipeline with a typesetter so that your article will be published and printed in **JAFEB Volume 8 Issue 4 on the date of April 30, 2021** at the latest with DOI information and printed in hard copy (Open Access Electronic ISSN: 2288-4645). For your information, **Scopus Scimago CiteScore 2019 (0.5), SJR2019 (Q3: 0.192), and SNIP2019 (1.219) scores of JAFEB has been in place on Scimago website from June 2020** (CiteScore Tracker2021 indicates 2.5 as this date of February 7, 2021. It has been a continuous hike every month: 2020 January 1.1 → August 1.5 → September 1.7 → October 1.9 → November 2.1 → December 2.1 → 2021 January 2.5 → 2021 February 2.5).

Second, Attached is a Copy Edited Proof of your article. The purpose of this email communication at this time point is for you to make any corrections in its final stage of the production. **Please check carefully the Copy Edited Proof and mark all corrections directly at the appropriate place in the Copy Edited Proof (e.g., for addition or new changes please mark in all red; for deletion any words or statement please mark strikethrough and highlight in yellow** by using word-functions in the Copy Edited file attached). As a general note, your manuscript has been corrected and edited to comply with

Gmail in:sent jwlee119@yahoo.com

Second, Attached is a Copy Edited Proof of your article. The purpose of this email communication at this time point is for you to make any corrections in its final stage of the production. **Please check carefully the Copy Edited Proof and mark all corrections directly at the appropriate place in the Copy Edited Proof (e.g., for addition or new changes please mark in all red; for deletion any words or statement please mark strikethrough and highlight in yellow** by using word-functions in the Copy Edited file attached). As a general note, your manuscript has been corrected and edited to comply with the journal style and format and to improve English expression, if necessary, by our English editor. Please read the entire document carefully with this in mind. **Please do NOT change the format and style at this time point. A typesetter of production team of JAFEB will do the final work.** In particular, please check the followings carefully:

- 1) Check the accuracy of key items such as the title, authors' full name (must be appeared in order of First name (=Given name) and LAST NAME (=SURNAME, FAMILY NAME) for its indexing purpose correctly according to the APA format. Please indicate the authors' FAMILY NAME (=SURNAME, LAST NAME) in ALL CAPITAL letters. For example, Prof. Lee Jung Wan in the Asian name format (i.e., Jung Wan LEE in a US form) should be indicated as Jung Wan LEE; accordingly, [Jung Wan LEE] will be indexed as of [Lee, J. W.] in Clarivate Analytics' Web of Science and Scopus.
- 2) Check the acknowledgements or any disclosure statements in place, if any
- 3) **[Important!]** Check carefully citations in the text and reference information. Per missing or incorrect citations and references, **please provide citations in text correctly and full publication information at references complying with the APA format** **if your article contains the Editor's comments with highlighted in Yellow, this issue MUST be resolved before publication. If any, your publication still requires Editor-in-Chief's final approval. Otherwise, your publication will be postponed until the issue has been resolved.** Otherwise, delete it (in this case, please make it according to the proof editing instructions above).

Third, Article Publication Charge (APC): JAFEB is an Open Access journal accessible for free on the Internet. To cover article publication costs, the journal depends on APC (US dollar \$500 or Korean currency 600,000 Won) per article so that APC is mandatory. For this reason, please be noted that you are receiving an official invoice of USD500.00 as for APC for your accepted article. **Only after we have received a payment of APC at the Publisher's bank account, we can confirm that your article will be surely published in due course.** When we have received the proof or evidence of the APC payment and when we have verified your payment of APC at the Publisher's bank, then we will issue an official acceptance letter and an official receipt for your reimbursement/administrative purpose from your institution/research supporter. Please note that if the Publisher does not confirm that the APC has been received at their end by the due date or a delayed payment, then the publication of your article would be postponed to a next issue, or your article will be a hold-up list until a payment of APC to be completed.

Please submit the following two document for further process:  
1) a signed Journal Publishing Agreement Form (see attached)

Gmail in:sent jwlee119@yahoo.com

Please submit the following two document for further process:  
1) a signed Journal Publishing Agreement Form (see attached),  
2) a Copy Edited Proof with corrections (Please mark all corrections in Red), if any in an MS-Word document (Please make best use of the attached)

Please return a Corrected Proof and a signed Publishing-Agreement-Form as soon as possible (within 72 hours), but not later than **March 11, 2021 KST (Seoul, Korea time)** at the latest for publication in JAFEB Volume 8 Issue 4, April 30, 2021, directly to Editor-in-Chief Prof. Lee, Jung Wan at [jwlee119@yahoo.com](mailto:jwlee119@yahoo.com). [Please note that if the two documents and APC payment evidence are not submitted by **March 13, 2021 at the latest**, then the publication of your paper will be cancelled automatically in due course due to production schedule of this issue].

Thank you for your interest and support for the journal.

Jung Wan LEE, Ph.D.  
Editor-in-Chief  
[Journal of Asian Finance, Economics and Business \(JAFEB\)](http://www.jafeb.org)

**Professor Lee, Jung Wan (Lee, J.W.) Ph.D.**  
School of International Economics and Trade  
Anhui University of Finance and Economics (AUFE)  
962 Caoshan Road, Bengbu City, Anhui Province, China 233030  
安徽财经大学/安徽财经大学教职工  
安徽蚌埠市曹山路962号  
Email: [jwlee119@bu.edu](mailto:jwlee119@bu.edu); [jwlee119@qq.com](mailto:jwlee119@qq.com); [jungwan.lee@aufe.edu.cn](mailto:jungwan.lee@aufe.edu.cn)  
Skype ID: jungwan.lee  
WeChat ID: Leejungwan119  
ORCID Link: <http://orcid.org/0000-0002-8885-6385>



Skype ID: jungwan.lee

WeChat ID: Leejungwan119  
ORCID Link: <http://orcid.org/0000-0002-8885-6385>  
Clarivate Analytics Publons: <https://publons.com/researcher/1651430/jung-wan-lee/>  
SCOPUS Author Link: <https://www.scopus.com/authid/detail.uri?authorId=71170463900>  
MENDELEY Author Link: <https://www.mendeley.com/profiles/jung-wan-lee/?viewAsOther=true>  
ResearchGate Link: [https://www.researchgate.net/profile/Jung\\_Wan\\_Lee](https://www.researchgate.net/profile/Jung_Wan_Lee)  
SSRN Author Link: [https://papers.ssrn.com/sol3/cf\\_dev/AbnAuth.cfm?ner\\_id=1304784](https://papers.ssrn.com/sol3/cf_dev/AbnAuth.cfm?ner_id=1304784)  
Google Scholars Link: <https://scholar.google.com/citations?user=OgDd964AAA&hl=men&oi=map>  
Personal Homepage: <http://www.supermanlee.com>

3 Lampiran



Tidal kontak

# Green Supply Chain Integration and Technology Innovation Performance in SMEs: A Case Study in Indonesia

Mohamad Irhas EFFENDI<sup>1</sup>, Hendro WIDJANARKO<sup>2</sup>, Dyah SUGANDINI<sup>3\*</sup>

<sup>1</sup>First Author. Lecturer, Management Department, Faculty of Economics and Business, Universitas Pembangunan Nasional Veteran Yogyakarta, Indonesia. Email: m\_irhaseffendi@upnyk.ac.id

<sup>2</sup>Lecturer, Management Department, Faculty of Economics and Business, Universitas Pembangunan Nasional Veteran Yogyakarta, Indonesia. Email: hendro.widjanarko@upnyk.ac.id

<sup>3</sup>Corresponding Author. Lecturer, Management Department, Faculty of Economics and Business, Universitas Pembangunan Nasional Veteran Yogyakarta, Indonesia [Postal Address: Jl. SWK Jl. Ring Road Utara No.104, Ngropoh, Condongcatur, Kec. Depok, Kabupaten Sleman, Daerah Istimewa Yogyakarta 55283 Indonesia] Tel: +62 878-3863-8917, Email: dini@upnyk.ac.id

Received: December 20, 2020   Revised: March 07, 2021   Accepted:

## Abstract

The purpose of the research to analyze SMEs' technological innovation performance in the Special Region of Yogyakarta based on green supply chains. This study's technology innovation performance is influenced by environmental management practices, green supply chain integration, and supply chain knowledge-sharing. This research is important because many SMEs are underdeveloped in terms of technology innovation performance. Technology innovation performance shows that innovation has a multi-dimensional ecological performance in organizations. Therefore, SMEs' sustainable supply chain could be achieved by managing operations, support, and information by focusing on environmental and social issues to maximize the entire chain. **This study used primary data.** The number of respondents in this study was 200 SMEs that have implemented green supply chain management practices. The data collection method used was a questionnaire. The data analysis technique tool used is a two-step approach to SEM-AMOS. The results of this study indicate that SMEs are willing to implement a green supply chain to increase their performance. The technological innovation performance model of this study is acceptable. The findings of this research suggest that companies must be encouraged to maintain and increase the implementation of green supply chain integration and better supply chain knowledge-sharing with improved technological innovation performance enhancements.

**Keywords:** Environmental Management Practices, Green Supply Chain Integration, Supply Chain Knowledge Sharing, Technology Innovation Performance

**JEL Classification Code:** M11, O32, Q50

## 1. Introduction

In recent decades, people **try to find** a balance between sustainable economic development and environmental damage (Do et al., 2020). There are numerous **small- and medium-sized enterprises (SMEs)**, which **are involved** in an environmental product. It means that they use natural raw materials, and the production process is environmentally-friendly so that the product result is ecological or green. Sugandini et al. (2018) show environmental management has become a significant concern for SME businesses. The scarcity of natural resources forces business managers to change the supply chain strategy to be oriented **toward** an environmental perspective (Sugandini et al., 2020). Also, Lee and Ha (2020) said that a sustainable supply chain could be achieved by managing operations, support, and information by focusing on environmental and social issues to maximize the entire chain's **benefits**.

The world economy has developed rapidly over the past few decades. However, people only pay attention to the importance of economic development and ignore the ecological environment's protection. In developing countries, this situation is becoming more severe as natural resources are slowly being depleted and environmental problems increase (Ta et al., 2020). Green Supply Chain Collaborative Innovation (GSCCI) is increasing with **growing popularity** in organizations due to developments in information technology and the increasing globalization of the world economy. According to Gualandris **and** Kalchschmidt (2013) and Deng et al. (2019), GSCCI is a tipping point to address the emerging challenges of protecting environmental impacts and meeting changing consumer demands in the supply chain. In organizations, the focus of green supply chain management (GSCM) has an important role to play in developing a green-oriented lifestyle. According to Lin **and** Tseng (2016), community orientation toward a green lifestyle is carried out through environmental protection, innovation and collaboration. Some companies in this study are reluctant to implement environmental management programs, which can be seen from the research results that have been conducted on environmental management practices in various companies. The reason is the risk of being subject to sanctions and fines, which are increasingly strict. Environmental management practices can also improve environmental performance and its economy (Deng et al., 2019).

Changes in green lifestyle, rapid market developments and technological advances cause the business environment to become dynamic. According to Chesbrough (2003), Wang et al. (2015), West et al. (2014), to adapt to these changes to remain competitive, companies are trying to find a practical approach. According to Chesbrough (2003), the open innovation practice adoption approach encourages information/knowledge, a combination of external and internal market channels to exploit innovation. SMEs' ability to find innovations can respond to changes in the rate of information technology and new customers' tastes (Effendi et al., 2020). The flow of information/knowledge that crosses SMEs boundaries is the starting point for innovation's openness aspect (Bogers et al., 2018). Innovation can result in increased performance through innovation (IC) capabilities to be recognized as a fundamental competitive resource (Porter, 1996; Teece, 2018). IC can explore available resources in developing new ideas successfully (Francis & Bessant, 2005). Torabi et al. (2016) said many authors discussed that IC has a positive impact on business performance, but based on Saunila et al. (2014) the factors and circumstances that support or damage this relationship are not observed.

According to the resource-based view theory, the process of working together with supply chain partners, called green supply chain integration, can create networks between companies for the



exchange of information and knowledge. The company's environmental management practices can reduce resource consumption and reduce negative environmental impacts (Wanger, 2008). Environmental management practices can also promote product innovation and process innovation through organizational learning. Voluntary environmental management practices significantly impact product innovation and process innovation (Rennings et al., 2006).

Some recent literature shows that more and more scholars are starting to examine the effects of green supply chain integration on innovation from a holistic supply chain approach. A collaboration of knowledge and supply chain integration (SCI) networks can not only improve service levels and product quality, but are also a major source of business innovation (Basole & Bellamy, 2014). Lee et al. (2014) found that SCI has a positive and significant effect on Malaysian manufacturing companies' innovation performance.

The influence of SCI on knowledge sharing is for product development. Green supply chain integration (GSCI) provides opportunities and suitable conditions for companies to acquire knowledge within the green supply chain's scope. Lee et al. (2014) also emphasized that the supply chain network is an essential source of companies' resources and knowledge. Nonaka (1991) states that knowledge sharing is the main phase of innovation. Knowledge sharing between organizations can increase innovation implementation and reduce development costs and reduce the difficulties of limited internal knowledge resources. Companies that share knowledge with supply chain partners can understand advanced, cutting-edge and timely technology in achieving technological innovation performance.

Cooperation, trust, and good communication are found among supply chain members in supply chain integration (SCI) (Cai & Zhou., 2014). The establishment of a collaborative supply chain network and learning between organizations is a direct impact of SCI. As a useful resource, SCI networks can promote organizational learning, collaboration, and knowledge sharing among supply chain partners. Thus, companies with a higher SCI level can gain more product life cycle knowledge and tacit knowledge of environmental management practices. SCI has more collaboration and learning opportunities between organizations to apply knowledge in technological innovation. Therefore, SCI is an additional important factor when exploring the relationship between technological innovation and environmental management practices.

## **2. Literature Review**

### **2.1. Technology Innovation Performance**

Chang et al. (2015) stated that technology innovation performance (TIP) is a comprehensive evaluation of organizational innovation activities consisting of innovation performance in a narrow sense and overall innovation performance (Hagedoorn & Cloudt, 2004). According to Freeman and Soete (1997), the focus of innovation performance in small minds refers to the value generated by innovation and innovation efficiency, including new product development, the speed of new equipment research, and new technology. Innovation performance in a broad sense concerns the entire process of innovation and evaluation of innovation in organizations. TIP is concerned with management innovation and technological innovation (Szabo a& Csontos, 2016). TIP shows that innovation has a multi-dimensional nature of performance in organizations. Chen et al. (2006) stated that the performance of green innovation in GSCM includes green process innovation and environmentally friendly product innovation. Technological innovation in green products is applying innovative design ideas and marketing new products that significantly encourage environmental sustainability (Wong,

2012). Green TIP is related to creative ways to reduce negative environmental impacts caused by the production process. Green TIP involves activities to reduce harmful emissions, reduce energy consumption and raw materials (Tseng et al., 2013).

## **2.2. Environmental Management Practices (EMPs)**

Environmental management practices (EMPs) can provide a broad systems perspective on environmental problems (Shrivastava & Hart., 1995). EMPs cover all organizational activities from raw materials, production processes, and packaging to environmentally friendly waste disposal. Therefore, EMPs incorporate company activities aimed at improving waste treatment and reducing resource consumption. According to Bergmiller and McCright (2009), EMPs aim to improve environmental performance, shortening response times, increasing efficiency, reducing energy consumption, using toxic materials and reducing waste. Meanwhile, EMPs as a level of resources invested in skills development and activities that lead to pollution reduction, including applying environmental management system recycling efforts (e.g., ISO14001) to reduce waste (Hajmohammad et al. 2013).

Environmental management practices in companies can reduce the negative impact of resource consumption and the environment and encourage product innovation and process innovation through organizational learning (Wanger, 2008). Voluntary environmental management practices, including ISO14001 certification and life-cycle analysis, have a significant impact on process innovation and product innovation (Rennings et al., 2006). Environmental management practices such as investment recycling, environmental design, and internal environmental management have a positive impact on TIP (Lee et al., 2014). In some environmental management practices, life cycle knowledge and tacit knowledge can also enhance technological innovation performance.

***H1: Environmental management practices affect technology innovation performance.***

## **2.3. Green Supply Chain Integration (GSCI)**

According to Flynn et al. (2010), technological innovation and green supply chain integration focusing on production methods, processes and commercial organizations. GSCI is committed to creating value for end customers. GSCI is a significant source of technological innovation in companies, supply chain members (including suppliers and customers), and knowledge and an essential source of ideas. Information sharing, mutual problem solving and mutual trust among members are crucial to GSCI to enhance indirect or direct interactions between companies and their supply chain partners. Things like this can generate different alternatives and new ideas, which are very important for innovation. Gemünden (1996), through his empirical study, found that involving suppliers for product innovation beforehand can evade expensive design changes. Technological innovation in supplier participation has a significant beneficial influence on innovative operational performance. Customer participation in new product growth can support companies to obtain request information. New product development can increase customer satisfaction at higher quality and lower costs. Customer request is an essential preceding of innovation to product design. Customer involvement in innovation definitely contributes to the innovation performance and quality of performance. The network resource augmented by GSCI for information and knowledge is a resource of corporate excellence. Networks can also facilitate problem-solving and mutual learning between

companies in the supply chain. In doing so, it helps promote innovative performance and acquire innovative resources.

In consideration of the preceding **material**, networks can expedite knowledge sharing between companies in the supply chain. Basole **and** Bellamy (2014) emphasized that knowledge collaboration and supply chain integration networks not only can enhance service levels and product quality, but are also a significant source of innovation. GSCI offers its members with social communication opportunities. GSCI facilitates consensus building that contributes to effective use of tacit knowledge and open **supply chain knowledge sharing**. Lee et al. (2014) found that supply chain integration positively and significantly affects Malaysian manufacturing companies' innovation performance.

***H2:** Green **supply chain integration** affects **technology innovation performance**.*

***H3:** Green **supply chain integration** affects **supply chain knowledge sharing**.*

## **2.4. Supply Chain Knowledge Sharing (SCKS)**

Organization innovation, based on theory of knowledge management, comes from the reintegration and knowledge resources creativity. Supply chain knowledge sharing (SCKS) is a critical element for innovation. Sharing knowledge is the main stage of innovation (Nonaka, 1991). Knowledge cannot be created by an organization by itself. When the knowledge held by its personnel is analyzed, shared and discussed, the company or the organization will have the capability to innovate. Knowledge sharing between organizations not only alleviates the difficulties of restricted inside knowledge resources. Knowledge sharing not only increases the level of innovation implementation but also reduces development costs. SMEs can immediately understand advanced technology and the latest innovative achievements by sharing knowledge with supply chain partners (Li et al., 2017). Lim et al. (2017) also said that green knowledge sharing between companies in the green supply chain could break resource constraints in innovation, increase innovation speed, and improve the company's green products' quality to enhance company performance.

***H4:** **Supply chain knowledge sharing** affects **technology innovation performance**.*

***H5:** **Supply chain knowledge sharing** mediates the relationship between **technology innovation performance** and **green supply chain integration**.*

## **3. Research Methods**

This is a survey research. Sekaran and Bougie (2013) state that a survey is a method for accumulating data from or about people to compare, explain, or describe their behavior, attitudes and knowledge. The approach used in this study is a quantitative approach **and** the data analysis tool used is a two-step approach to SEM-AMOS. The information utilized in this research are **based on** primary **data** obtained by distributing questionnaires to respondents. The number of samples utilized in this research was 200 **green-oriented** manufacturing SMEs in the Special Region of Yogyakarta. The results of the measurement model indicate that **it provides** valid and reliable indicators. The results of the structural model can be seen in the AMOS output.

## **4. Results**

## 4.1. Respondent Characteristic

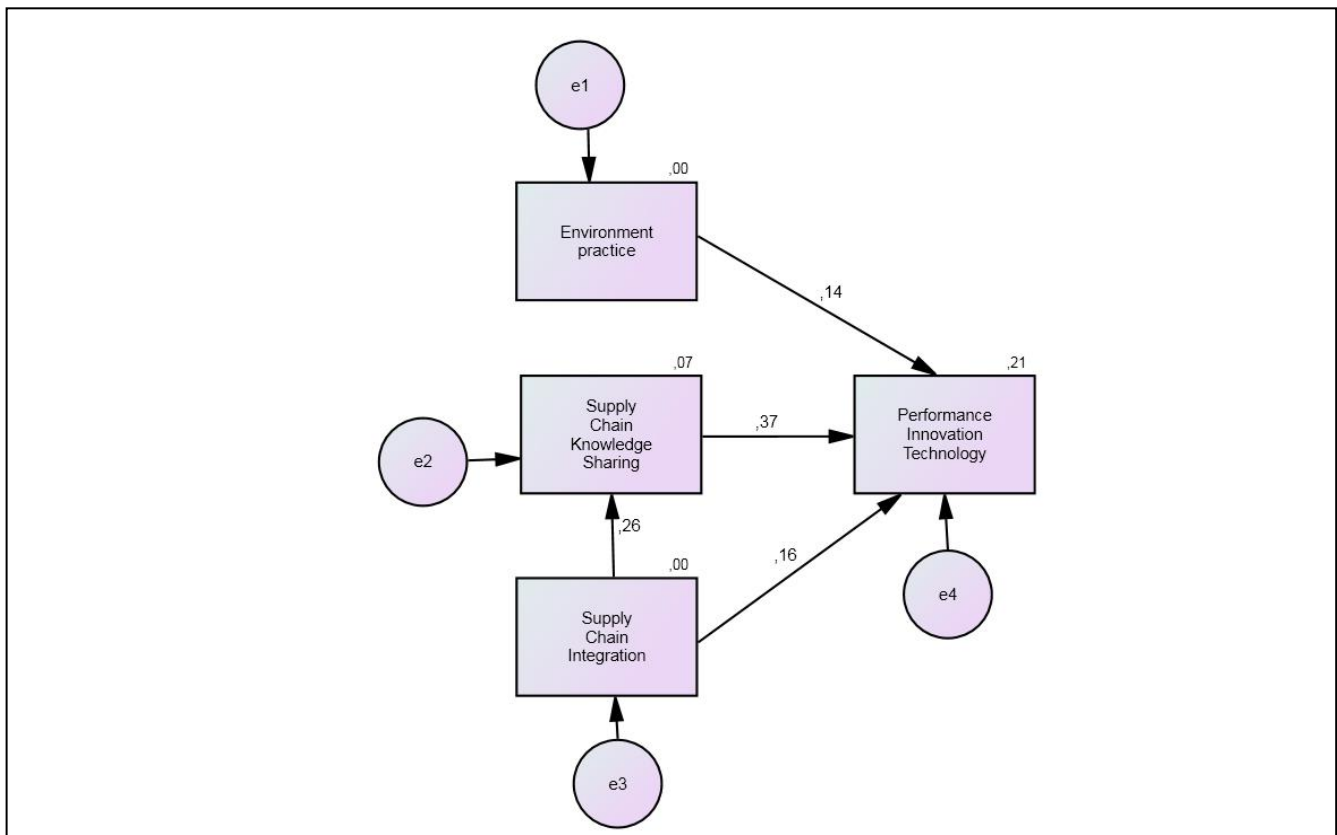
The descriptive analysis uses data from a questionnaire collected from 200 respondents and processed to describe respondents' characteristics and perceptions about the variables studied. The characteristics of the respondents in this study are described by descriptive statistical analysis carried out by the frequency distribution method in Table 1.

**Table 1:** Characteristic of respondents

Characteristics	%
<b>Length of Business:</b>	
One year to 5 years	0
> 5 years to 10 years	3
> 10 years	97
<b>Number of Workers:</b>	
10 to 30 people	36
> 30 to 50 people	32
> 50 people	32

## 4.2. Quantitative Analysis of Respondents

Test results using structural equation models with the SEM-AMOS program can be seen in Figure 1. The analysis was carried out with a two-step approach in two stages: measurement models and structural models. The researcher's measurement model shows that all the indicators used are valid and reliable and have a relatively good fit model test results. Testing the structural model after calculating the composite obtained the following results (see Figure 1).



**Figure 1:** Test of structural equation models results

**Table 2:** Evaluation of Goodness of Fit Indices

Criteria	Results	Critical Value*)	Evaluation of model
Cmin / DF	6.177	≤ 2.00	Moderate
Probability	0.103	≥ 0.05	Good
RMSEA	0.079	≤ 0.08	Good
TLI	0.934	≥ 0.95	Good
CFI	0.932	≥ 0.94	Good

From the proposed structural model (see Table 2), it turns out that most of the criteria used show good results, meaning that the model is suitable and does not need to be modified. To test the causal relationship hypothesis in the structural model of the following EMPs, see the path coefficient is presented in Table 3.

**Table 3:** Path Coefficient (Standardize Regression) between variables

Path	Estimate	Standardized regression weight	SE	CR	P
SCKS ← GSCI	0.291	0.257	0.084	3.463	***
TIP ← SCKS	0.659	0.366	0.129	5.124	***
TIP ← EMPs	0.612	0.137	0.25	2.45	0.014
TIP ← GSCI	0.316	0.155	0.098	3.223	0.001

Hypothesis testing is done by comparing the probability (p) values, which is significant if the p-value is ≤ 0.05. With these criteria, it can be seen that all pathways are significant in the sense that EMPs have a (direct) significant effect on TIP. GSCI has a significant effect on the TIP. GSCI has a significant direct effect on SCKS. SCKS has a significant impact on TIP, and SCKS mediates the relationship between GSCI and TIP. When viewed from the direction, the influence of EMPs on TIP is positive, GSCI on TIP is positive, GSCI for SCKS is positive, SCKS on TIP is positive, and SCKS is positively mediating the relationship between GSCI and TIP.

From Table 3, it can be explained that there is a direct effect of EMPs on the TIP of 0.137, GSCI to TIP of 0.155, GSCI to SCKS of 0.257, SCKS of TIP of 0.366. The indirect impact of GSCI on TIP mediated by SCKS is 0.192. Thus, the direct effect of GSCI on TIP is greater than the indirect effect of GSCI on TIP that SCKS mediates. The five proposed hypotheses can be accepted by testing the significance of each variable and its indicators. Outline of hypothesis testing outcome can be seen in Table 4.

**Table 4:** Summary of Hypothesis Testing

Hypothesis	Path	Results of Hypothesis Testing
H1	Environmental Management Practices to Technology Innovation Performance	Accepted
H2	Green Supply Chain Integration to Technology Innovation Performance	Accepted
H3	Green Supply Chain Integration to Supply Chain Knowledge Sharing	Accepted
H4	Supply Chain Knowledge Sharing on Technology Innovation Performance	Accepted
H5	Supply Chain Knowledge Sharing mediates the relationship between Green Supply Chain Integration and Technology Innovation Performance	Accepted

## 5. Discussion

**Hypothesis 1** shows that EMPs **impacts** on TIP are significant. This means that when the EMPs increase, the TIP will also increase. EMP in SMEs has reduced resource consumption and negative environmental impacts and promoted process innovation and promoted environmental product innovation through organizational learning. Therefore, with life-cycle knowledge and tacit knowledge embedded in several EMPs, it can improve the TIP for SMEs in the Special Region of Yogyakarta. This research supports results conducted by Lee et al. (2014), who also found that EMPs positively impact TIP.

**Hypothesis 2** results are in line with Gemünden (1996) and Lee et al. (2014), who show that the GSCI is positively and significantly related to the TIP. This means that, if the GSCI increases, the TIP will also increase and vice versa. **Improving** the GSCI makes relationships with customers through information networks, communicates with customers, increases the sharing of market information from customers, exchanges information with suppliers and customers, and participates with suppliers in procuring raw materials and improving TIP. The GSCI process can help improve product information on the market, determine what product innovations are happening and are needed by the market, and help companies maximize production and increase efficiency in the company. The implementation of the GSCI in SMEs in the Special Region of Yogyakarta can have an advantage in facing competition in selling products in the country.

**Hypothesis 3 results** are consistent with Basole and Bellamy (2014), which show that GSCI has a positive effect on SCKS. This means that, if the GSCI increases, the SCKS also increase, and if the GSCI decreases, the SCKS also decreases. The importance of the GSCI in SCKS is that the GSCI provides information about conditions and opportunities that are very suitable for companies to gain knowledge in the supply chain. GSCI brings SMEs closer to supply chain partners to stimulate information sharing or knowledge sharing, establish supply chain relationships both from within and outside the company, increase income and income, and increase cohesion to increase efficiency within the company. The implementation of the GSCI in SMEs in the Special Region of Yogyakarta can face very tight domestic competition and influence the company's level of sales.

**Hypothesis 4** shows that SCKS has a positive effect on TIP. This means that, if the SCKS increases, the TIP will also increase and vice versa. For companies, innovation is the stem of integration and creativity from a source of knowledge. And knowledge is also the key to innovation. A SMEs can be successful in innovating if the whole series from upstream to downstream already understands and understands the knowledge provided. That way, the company's innovation will go hand in hand with the discussion and analysis so that the SCKS process can have a beneficial influence on TIP in improving performance and increasing SMEs' excellence in the Special Region of Yogyakarta. Based on the findings of Li et al. (2017), the findings are in line with this study.

**Regarding Hypothesis 5, based** on the multiplication results between the H2 and H3 pathways, the coefficient value shows a significant positive. The coefficient indicates that if SCKS implements the GSCI, it will better affect the TIP. This finding is in line with the research of Lim et al. (2017). This means that SCKS can mediate the influence of GSCI on TIP in manufacturing companies in the Special Region of Yogyakarta. The results of this study indicate that SCKS mediates GSCI against TIP. The GSCI has a direct implementation, which has been good to improve the GSCI to be implemented in companies. Then, the role of SCKS as mediation can make GSCI influence and play a more significant role in enhancing TIP. SCKS has a big role in improving communication and knowledge sharing on all matters related to its supply chain process. This means that SCKS has a **positive** and significant effect on GSCI on TIP if GSCI is through SCKS.



## 6. Conclusion and Limitations

The analysis and discussion results in this study lead to the following conclusions. First, important and positive consequences for technological innovation performance can be obtained from environmental management practices. Second, green supply chain integration has a positive and important impact on technology innovation performance. Third, a positive and significant influence on supply chain knowledge sharing can be obtained from green supply chain integration. Fourth, the positive and significant impact on technology innovation performance is influenced by the sharing of supply chain knowledge. Fifth, supply chain knowledge sharing mediates the influence of supply chain integration on technology innovation performance.

The results of the conclusions and discussion in this research suggest that SME managers in the Special Region of Yogyakarta should pay attention to environmental management practices around the company. Seeing the facts in the field that there are still many companies that have not implemented environmental management properly, this will not affect technology innovation performance. Companies are also encouraged to maintain and increase green supply chain integration and better supply chain knowledge sharing. There is a significant positive effect in improving technological innovation's performance by implementing supply chain knowledge sharing and the implementation of green supply chain integration. The competitive advantage of production companies in the Special Region of Yogyakarta will improve with good technological innovation performance and supply chain knowledge. Future researchers who use this research as a reference should develop a research model to find or prove new things from technology innovation performance, environmental management practices, supply chain integration, and supply chain knowledge sharing.

## References

- Ahmad, I., & Agrawal, A. M. (2012). An Empirical Study of Problems in The Implementation of Electronic Commerce in The Kingdom of Saudi Arabia. *International Journal of Business and Management*, 7(15), 70–80. <https://doi.org/10.5539/ijbm.v7n15p70>.
- Basole, R. C., & Bellamy, M. A. (2014). Visual analysis of supply network risks: Insights from the electronics industry. *Decision Support Systems*, 67, 109–120. <https://doi.org/10.1016/j.dss.2014.08.008>.
- Bergmiller, G., & McCright, P. (2009). Are Lean and Green Programs Synergistic?.
- Bogers, M., Foss, N., & Lyngsie, J. (2017). The human side of open innovation: The role of employee diversity in firm-level openness. *Research Policy*, 47. <https://doi.org/10.1016/j.respol.2017.10.012>.
- Cai, W., & Zhou, X. (2014). On the drivers of eco-innovation: Empirical evidence from China. *Journal Clean Production*, 79, 239–248. <https://doi.org/10.1016/j.jclepro.2014.05.035>.
- Chang, J., Bai, X., & Li, J. J. (2015). The influence of leadership on product and process innovations in China: The contingent role of knowledge acquisition capability. *Industrial Marketing Management*, 50, 18–29. <https://doi.org/10.1016/j.indmarman.2015.04.014>.
- Chen, J., & Chen, Y.F. (2006). The study of system on technological innovation performance in enterprises. *Science Management*, 27, 86–91.

- Chesbrough, Henry. (2003). Open Innovation: The New Imperative for Creating and Profiting from Technology. *Harvard Business School Press*. <https://www.nmit.edu.my/wp-content/uploads/2017/10/Open-Innovation-the-New-Imperative-for-Creating-and-Profitting-from-Technology.pdf>
- Do, A. D., Nguyen, Q. V., Le, Q. H., & Ta, V. L. (2020). Green Supply Chain Management in Vietnam Industrial Zone: Province-Level Evidence. *Journal of Asian Finance, Economics and Business*, *7*(7), 403–412. <https://doi.org/10.13106/JAFEB.2020.VOL7.NO7.403>.
- Effendi, M. I., Sugandini, D., & Istanto, Y. (2020). Social Media Adoption in SMEs Impacted by COVID-19: The TOE Model. *Journal of Asian Finance, Economics and Business*, *7*(11), 915–925. <https://doi.org/10.13106/JAFEB.2020.VOL7.NO11.915>.
- Flynn, B. B., Huo, B., & Zhao, X. (2010). The Impact of Supply Chain Integration on Performance: A Contingency and Configuration Approach. *Journal of Operation Management*, *28*, 58–71. <https://doi.org/10.1016/j.jom.2009.06.001>.
- Francis, D., & Bessant, J. (2005). Targeting innovation and implications for capability development. *Technovation*, *25*(3), 171–183. <https://doi.org/10.1016/j.technovation.2004.03.004>.
- Freeman, C., & Soete, L. (1997). *The Economics of Industrial Innovation*. London: Routledge. <https://doi.org/10.4324/9780203064474>.
- Gemünden, H. G., Ritter, T., & Heydebreck, P. (1996). Network configuration and innovation success: An empirical analysis in German high-tech industries. *International Journal Research Market*, *13*, 449–462. [https://doi.org/10.1016/S0167-8116\(96\)00026-2](https://doi.org/10.1016/S0167-8116(96)00026-2).
- Gualandris, J., & Kalchschmidt, M. (2013). Product and process modularity: Improving flexibility and reducing supplier failure risk. *International Journal of Production Research*, *51*. <https://doi.org/10.1080/00207543.2013.793430>.
- Hagedoorn, J., & Cloudt, M. (2003). Measuring Innovative Performance: Is There an Advantage in Using Multiple Indicators? *Research Policy*, *32*, 1365–1379. [https://doi.org/10.1016/S0048-7333\(02\)00137-3](https://doi.org/10.1016/S0048-7333(02)00137-3).
- Hajmohammad, S., Vachon, S., Klassen, R. D., & Gavronski, I. (2013). Lean management and supply management: Their role in green practices and performance. *Journal of Cleaner Production*, *39*, 312–320. <https://doi.org/10.1016/j.jclepro.2012.07.028>.
- Hong, J., Zheng, R., Deng, H., & Zhou, Y. (2019). Green supply chain collaborative innovation, absorptive capacity and innovation performance: Evidence from China. *Journal of Cleaner Production*, *241*, 118377. <https://doi.org/10.1016/j.jclepro.2019.118377>.
- Lee, V. H., Ooi, K. B., Chong, A. Y. L., & Seow, C. (2014). Creating technological innovation via green supply chain management: An empirical analysis. *Expert System Application*, *41*, 6983–6994. <https://doi.org/10.1016/j.eswa.2014.05.022>.
- Li, E, L., Zhou, L., & Wu, A. (2017). The supply-side of environmental sustainability and export performance: The role of knowledge integration and international buyer involvement. *International Business Review*, *26*(4), 724–735. <https://doi.org/10.1016/j.ibusrev.2017.01.002>.
- Lim, M. K., Tseng, M. L., Tan, K. H., & Bui, T. D. (2017). Knowledge management in sustainable supply chain management: Improving performance through an interpretive structural modelling approach. *Journal of Cleaner Production*, *162*, 806–816. <https://doi.org/10.1016/j.jclepro.2017.06.056>.
- Lin, Y. H., & Tseng, M. L. (2016). Assessing the competitive priorities within sustainable supply chain management under uncertainty. *Journal of Cleaner Production*, *112*(3), 2133–2144. <https://doi.org/10.1016/j.jclepro.2014.07.012>.



- Nonaka, I. (1991). The knowledge-creating company. *Harvard Business Review*, *169*, 96–104. <https://hbr.org/2007/07/the-knowledge-creating-company>.
- Porter, M. E. (1996). What Is Strategy? *Harvard Business Review*, *74*(6) (November–December 1996): 61–78. <https://hbr.org/1996/11/what-is-strategy>.
- Rennings, K., Ziegler, A., Ankele, K., & Hoffmann, E. (2006). The influence of different characteristics of the EU environmental management and auditing scheme on technological environmental innovations and economic performance. *Ecology Economy*, *57*, 45–59. <https://doi.org/10.1016/j.ecolecon.2005.03.013>.
- Saunila, M., Pekkola, S., & Ukko, J. (2014). The relationship between innovation capability and performance. *International Journal of Productivity and Performance Management*, *63*(2), 234–249. <https://doi.org/10.1108/IJPPM-04-2013-0065>.
- Sekaran, U., & Bougie, R. (2013). *Research Methods for Business: A Skill-Building Approach*. Hoboken, NJ: John Wiley & Sons, Ltd.
- Shrivastava, P., Director, S., & Hart, S. (1995). Creating Sustainable Corporations. *Business Strategy and the Environment*, *4*, 154–165. <https://doi.org/10.1002/bse.3280040307>.
- Sugandini, D., Susilowati, C., Siswanti, Y., & Syafri, W. (2020). Green supply management and green marketing strategy on green purchase intention: SMEs cases. *Journal of Industrial Engineering and Management*, *13*, 79. <https://doi.org/10.3926/jiem.2795>.
- Sugandini, D., El Qadri, Z. M., Kustiyadi, G., & Muafi, M. (2018). Employee Engagement in Entrepreneurship Management: SMEs Cases. *Academy of Entrepreneurship Journal*, *24*(2), 1–8. <https://www.abacademies.org/articles/employee-engagement-in-entrepreneurship-management-smes-cases-7336.html>
- Szabo, R., & Csontos, R. (2016). Efficient Organisational Renewal: The Role of Technological and Management Innovation (June 30, 2016). *International Journal of Business Management & Research*, *6*(3), 35–50. <https://ssrn.com/abstract=2838810>.
- Teece, D. J. (2018). Profiting from innovation in the digital economy: Enabling technologies, standards, and licensing models in the wireless world. *Research Policy*, *47*(8), 1367–1387. <https://doi.org/10.1016/j.respol.2017.01.015>.
- Torabi, M. H. R., Kyani, A., & Falakinia, H. (2016). An Investigation of the Impact of Knowledge Management on Human Resource Performance in Management of Keshavarzi Bank Branches in Tehran. *Procedia - Social and Behavioral Sciences*, *230*, 471–481. <https://doi.org/10.1016/j.sbspro.2016.09.059>.
- Tseng, M. L., Wang, R., Anthony, S. F., Geng, Y., & Lin, Y. H. (2013). Improving performance of green innovation practices under uncertainty. *Journal of Cleaner Production*, *40*, 71–82. <https://doi.org/10.1016/j.jclepro.2011.10.009>.
- Wang, C. H., Chang, C. H., & Shen, G. C. (2015). The effect of inbound open innovation on firm performance: Evidence from high-tech industry. *Technological Forecasting and Social Change*, *99*, 222–230. <https://doi.org/10.1016/j.techfore.2015.07.006>.
- West, J., Vanhaverbeke, S. A., & Chesbrough, H. (2014). Open innovation: The next decade. *Research Policy*, *43*(5), 805–811. <https://doi.org/10.1016/j.respol.2014.03.001>.
- Wong, S. (2012). The influence of green product competitiveness on the success of green product innovation: Empirical evidence from the Chinese electrical and electronics industry. *European Journal of Innovation Management*, *15*. <https://doi.org/10.1108/14601061211272385>.
- Lee, C., & Ha, B.-C. (2020). The Impact of Interactional Justice and Supply-Chain Collaboration on Sustainable SCM Performance: The Case of Multinational Pharmaceutical Firms. *Journal of*

*Asian Finance, Economics and Business*, 7(2), 237–247.  
<https://doi.org/10.13106/JAFEB.2020.VOL7.NO2.237>.

Ta, V. L., Bui, H. N., Canh, C. D., Dang, T. D., & Do, A. D. (2020). Green Supply Chain Management Practice of FDI Companies in Vietnam. *Journal of Asian Finance, Economics and Business*, 7(10), 1025–1034. <https://doi.org/10.13106/JAFEB.2020.VOL7.NO10.1025>



# INVOICE

**INVOICE NUMBER:** 2021-V8N6-JAFEB-APC012

**INVOICE DATE:** March 07, 2021

**DUE DATE:** March07, 2021

**INVOICE ISSUER:**

Korea Distribution Science Association  
[KODISA]  
Tax Registration Number: 129-82-07896  
Postal Address: Hanshin Officetel Suite 1030,  
2463-4 Shinheung-Dong Sujeong-Gu  
Seongnam-City, Gyeonggi-Do, Korea  
(Zip Code 461-720)  
Tel: +82 31 740 7292  
Email: [kodisajournals@gmail.com](mailto:kodisajournals@gmail.com)

**INVOICE RECIPIENT:**

Mohamad Irhas EFFENDI  
First Author and Corresponding Author.  
Lecturer,  
Faculty of Economics and Business,  
Universitas Pembangunan Nasional Veteran  
Yogyakarta, Indonesia  
[Postal Address: Ngropoh, Condongcatu, Kec.  
Depok, Kabupaten Sleman, Daerah Istimewa  
Yogyakarta 55283, Indonesia]  
Email: [m\\_irhaseffendi@upnyk.ac.id](mailto:m_irhaseffendi@upnyk.ac.id)

**DESCRIPTION OF PAYMENT:**

No	Description of Work (Services)	Number	Unit	Price in USD	Amount in USD
1	For publication in <b>JAFEB Volume 8 Issue 6, June 30, 2021</b>	1	article	500.00	500.00
	Green Supply Chain Integration and Technology Innovation Performance: An Empirical Study of SMEs in Indonesia				
	<b>Taxes and other charges</b>				<b>0</b>
	<b>Total (with all inclusive)</b>				<b>500.00</b>

**Total US\$ 500** (Five Hundred US dollars only) \_

**PAYMENT METHOD:** Bank Wire Transfer

Beneficiary Name: **Korea Distribution Science Association**  
Beneficiary Address: Hanshin Officetel Suite 1030, 2463-4 Shinheung-Dong Sujeong-Gu  
Seongnam-City, Gyeonggi-Do, Korea (461-720) Tel: +82 31 740 7292  
Beneficiary Bank Account Number: **470-910003-56304** [14 digits]  
Bank Name: **KEB HANA BANK**  
SWIFT Code: **KOEX KRSE**  
Bank Address (Head Office): 35 Eulji-Ro, Jung-Gu, Seoul, Korea

This invoice entitles that the Publisher of the Journal of Asian Finance, Economics and Business (JAFEB), Korea Distribution Science Association (KODISA) requests for the invoice recipient above to make a payment of Article Publication Charge (APC) in JAFEB indicated above and authorizes our bank to receive the payment.



**KODISA**  
Korea Distribution Science Association



**Korea Distribution Science Association (KODISA)** [Tax Registration Number 129-82-07896]  
Hanshin Officetel Suite 1030, 2463-4 Shinheung-Dong Sujeong-Gu, Seongnam-City, Gyeonggi-Do, KOREA (Zip Code 461-720) Tel: +82-31-740-7292 Fax: +82-31-740-7361 E-mail: [kodisajournals@daum.net](mailto:kodisajournals@daum.net)  
(사단법인) 한국유통과학회 [고유번호증129-82-07896]

경기도 성남시 시흥도 하신오피스텔 1030호 ☎(02)740 7292 Fax (02)740 7361 <http://www.kodisajournals.org>



Dear Author(s)

Congratulations!

Please be noted that you are receiving an invoice of US dollar US\$500.00 (i.e., Korean currency 600,000 won) as for Article Publication Charge (APC) for your accepted article detailed above.

## Payment Option:

1) **By Bank Wire Transfer** (US\$500.00 or Korean local currency 600,000 won)

Beneficiary Account Number: **470-910003-56304** [14 digits]

Beneficiary Name: **Korea Distribution Science Association**

Address: 2463-4 Shinheung-Dong Sujeong-Gu Seongnam-City, Gyeonggi-Do, South Korea

Bank Name: **KEB HANA BANK**

SWIFT Code: **KOEX KRSE**

Bank Address (Head Office): 35 Eulji-Ro, Jung-Gu, Seoul, South Korea

## 2) By a Credit Card

[KODISA JOURNALS e-Payment account](#) is provided **upon request** (Email: [jwlee119@yahoo.com](mailto:jwlee119@yahoo.com)). The Editorial Head Office will provide detailed e-Payment instructions. It is an official e-Payment System of Korea Distribution Science Association (KODISA).

The e-Payment System accepts Visa/Master Cards only.

**Note: KODISA does NOT accept any payment through PayPal.**

## Notes for Payment Options:

\* For scholars/researchers in Korea, it is required to make a domestic wire/transfer APC (Korean currency 600,000 won) directly to HANA BANK KODISA's account **470-910003-56304**.

\*\* For international scholars/researchers and/or those who are supported by their affiliation, it is highly recommended to make an electronic payment by a Credit Card (Visa/Master only) or an international wire/transfer APC (US\$500.00) directly to **KEB HANA BANK KODISA's account 470-910003-56304**.

## Important Requirements:

When you have completed a payment of APC (by Bank Wire or e-Payment System) **please send a note with a Telex copy/screenshot/printscreen/proof (Note: Bank TT wire Application Form filled in (by itself) is not acceptable nor verifiable by the Publisher)** of the payment of APC to JAFEB Editorial Head Office (Email: [jwlee119@yahoo.com](mailto:jwlee119@yahoo.com)). When we have received the proof or evidence on the payment and when we have verified your payment of APC at the Publisher's end, then we will issue an official acceptance letter and an official receipt for your reimbursement/administrative purpose from your institution/research supporter.

Thank you for supporting the journal.

Sincerely,

Jung Wan LEE, Ph.D.

Editor-in-Chief

**Journal of Asian Finance, Economics and Business (JAFEB)** <http://www.jafeb.org>

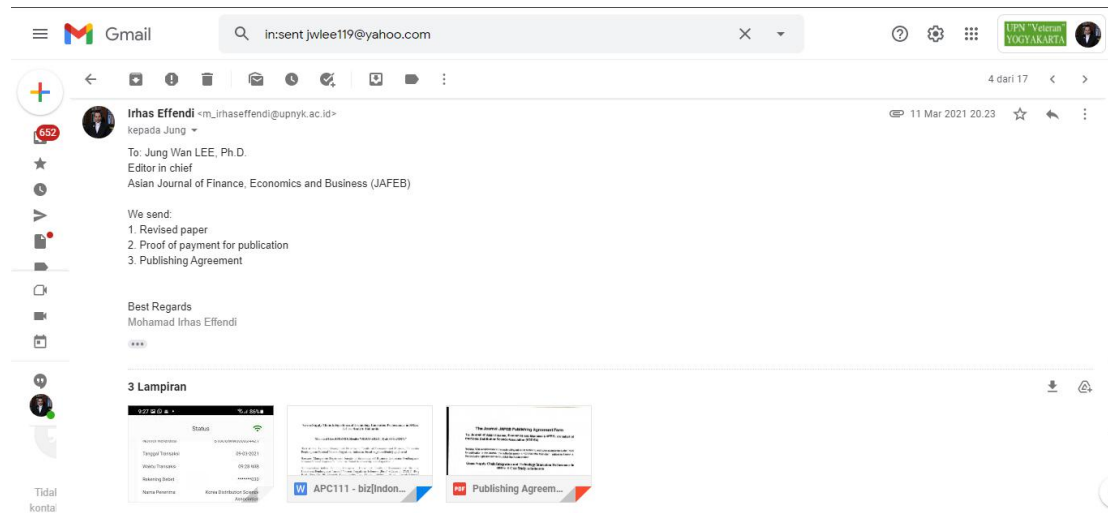
**Korea Distribution Science Association (KODISA)** [Tax Registration Number 129-82-07896]

Hanshin Officetel Suite 1030, 2463-4 Shinheung-Dong Sujeong-Gu, Seongnam-City, Gyeonggi-Do, KOREA (Zip Code 461-720) Tel: +82-31-740-7292 Fax: +82-31-740-7361 E-mail: [kodisajournals@daum.net](mailto:kodisajournals@daum.net)

(사단법인) 한국유통과학회 [고유번호증129-82-07896]

경기도 성남시 시흥도 하신오피스텔 1030호 ☎(02)740-7292 Fax (02)740-7361 <http://www.kodisajournals.org>

# 11 Maret 2021: Revisi Paper Kedua dan Pembayaran Paper



## Lampiran

9:27 86%

Status	
Nomor Referensi	310030000024421
Tanggal Transaksi	09-03-2021
Waktu Transaksi	09:28 WIB
Rekening Debet	*****030
Nama Penerima	Korea Distribution Science Association
Alamat Penerima	Hanshin Officetel Suite 1030, 2463-4 Seongnam-City
Bank Tujuan	KOREAN EXCHANGE BANK - SEOUL
BIC	KOEXKRSEXX
Nomor Rekening Tujuan	*****304
Kurs	14.700
Nominal Kirim	USD 500
Beban Ongkos Bank Koresponden	Beban Rekening Pengirim (OUR)
Biaya Kirim BNI	USD 3
Ongkos Bank Koresponden	USD 15
Total Nominal	IDR 7.614.600
Tujuan Transaksi	Trade in Goods

Kembali ke Menu



# The Journal JAFEB Publishing Agreement Form

To: Journal of Asian Finance, Economics and Business (JAFEB), on behalf of the Korea Distribution Science Association (KODISA)

**Section 1:** In consideration of the undertaking set out in section 2, and upon acceptance by the Editor for publication in the Journal, the author(s) grants to KODISA ('the Publisher'), subject to Section 4, the exclusive right and license to publish the Article entitled:

## **Green Supply Chain Integration and Technology Innovation Performance in SMEs: A Case Study in Indonesia**

by **Mohamad Irhas EFFENDI<sup>1</sup>, Hendro WIDJANARKO<sup>2</sup>, Dyah SUGANDINI<sup>3\*</sup>**

to be published in the Journal of Asian Finance, Economics and Business

This license includes the right to publish, including the right to sub-license appropriate publishing or distribution rights, the material in the article in both printed and electronic form; the Article may be published in printed, online, CD-ROM, microfiche or in other media formats.

**Section 2:** The Publisher here by undertakes to prepare and publish the Article named in Section 1 in the Journal, subject only to its right to refuse publication if there is a breach of the Author's warranty in Section 4 or there are other reasonable grounds; in such case the Publisher assigns to the Author any and all copyright and other rights in the Article otherwise assigned to it under this Agreement.


**Section 3:** The Editor of the Journal and the Publisher are empowered to make such editorial changes as may be necessary to make the Article suitable for publication. Every effort will be made to consult the Author if substantive changes are required.

**Section 4:** The Author warrants that the Article is the Author's original work, has not been published before, and is not currently under consideration for publication elsewhere; and that the Article contains no libelous or unlawful statements and that it in no way infringes the rights of others, and that the Author, as the owner of the copyright, is entitled to make this assignment.

**Section 5:** The Publisher, KODISA, reserves the right to refuse to publish your Article where its publication creates legal liability, or where circumstances come to light that were not known to the Editor, including prior publication, conflict of interest, manifest error etc. The Publisher is the ultimate custodian of academic quality and integrity, and will ensure that this will be done only in exceptional circumstances and on reasonable grounds. In such circumstances the Article will be returned to the Author together with all rights in it.

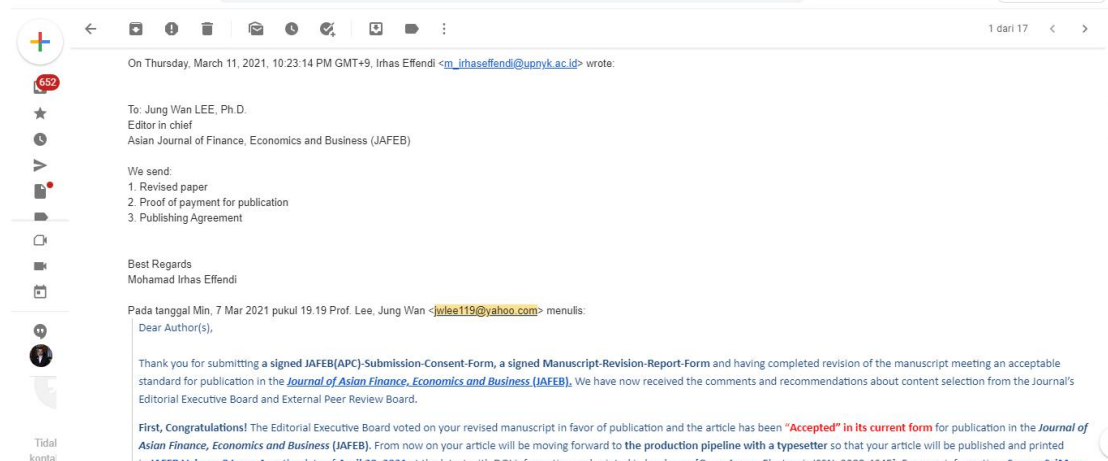
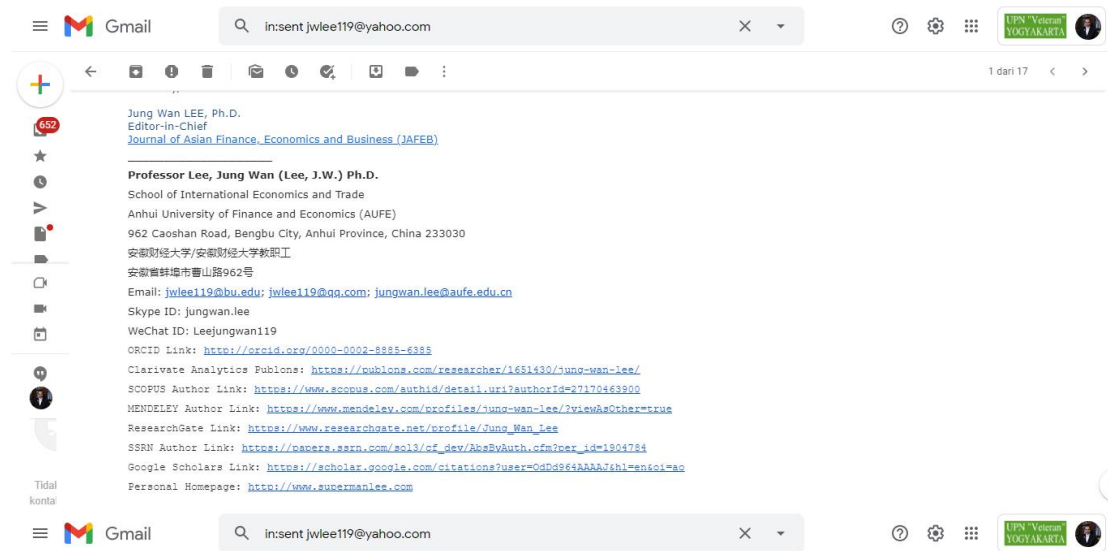
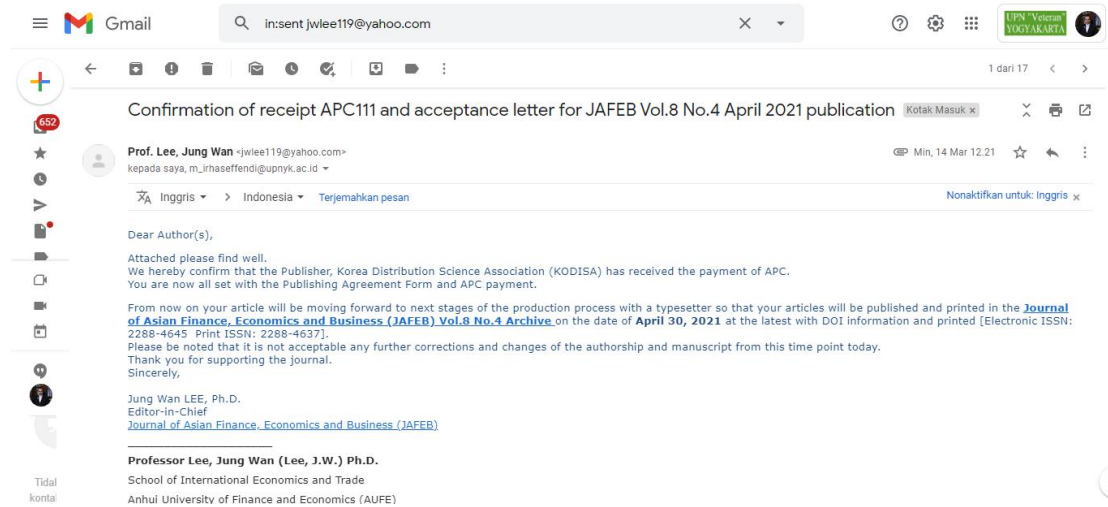
Name of the Corresponding Author **Dyah Sugandini**

Signed \_\_\_\_\_



Date 11/03/2021

# 14 Maret 2021: Konfirmasi penerimaan APC111 dan surat penerimaan JAFEB



Gmail interface showing an email from in:sent.jwlee119@yahoo.com. The email content includes:

Thank you for submitting a signed JAFEB(APC)-Submission-Consent-Form, a signed Manuscript-Revision-Report-Form and having completed revision of the manuscript meeting an acceptable standard for publication in the *Journal of Asian Finance, Economics and Business* (JAFEB). We have now received the comments and recommendations about content selection from the Journal's Editorial Executive Board and External Peer Review Board.

First, Congratulations! The Editorial Executive Board voted on your revised manuscript in favor of publication and the article has been **"Accepted" in its current form** for publication in the *Journal of Asian Finance, Economics and Business* (JAFEB). From now on your article will be moving forward to the **production pipeline with a typesetter** so that your article will be published and printed in **JAFEB Volume 8 Issue 4 on the date of April 30, 2021** at the latest with DOI information and printed in hard copy [Open Access Electronic ISSN: 2288-4645]. For your information, **Scopus Scimago CiteScore2019 (0.5), SJR2019 (Q3: 0.192), and SNIP2019 (1.219) scores of JAFEB has been in place on SciMago website from June 2020** (CiteScore Tracker2021 indicates 2.5 as this date of February 7, 2021. It has been a continuous hike every month: 2020 January 1.1 → August 1.5 → September 1.7 → October 1.9 → November 2.1 → December 2.1 → 2021 January 2.5 → 2021 February 2.5).

Second, Attached is a **Copy Edited Proof** of your article. The purpose of this email communication at this time point is for you to make any corrections in its final stage of the production. **Please check carefully the Copy Edited Proof** and mark all corrections directly at the appropriate place in the Copy Edited Proof (e.g., for **addition or new changes please mark in all red**; for **deletion any words or statement please mark strikethrough and highlight in yellow** by using word-functions in the Copy Edited file attached). As a general note, your manuscript has been corrected and edited to comply with the journal style and format and to improve English expression, if necessary, by our English editor. Please read the entire document carefully with this in mind. **Please do NOT change the format and style at this time point. A typesetter of production team of JAFEB will do the final work.** In particular, please check the followings carefully:

- 1) Check the accuracy of key items such as the **title, authors' full name** (must be appeared in order of First name (=Given name) and LAST NAME (=SURNAME, FAMILY NAME) for its indexing purpose correctly according to the APA format. Please indicate the authors' FAMILY NAME (=SURNAME, LAST NAME) in ALL CAPITAL letters. For example, **Prof. Lee Jung Wan in the Asian name format** (i.e., Jung Wan LEE in a US form) **should be indicated as Jung Wan LEE**; accordingly, [Jung Wan LEE] will be indexed as of [Lee, J. W.] in Clarivate Analytics' Web of Science and Scopus).
- 2) Check the acknowledgements or any disclosure statements in place, if any
- 3) **Important!** Check carefully citations in the text and reference information. Per missing or incorrect citations and references, **please provide citations in text correctly and full publication information at references complying with the APA format** (if your article contains the Editor's comments with highlighted in Yellow, this issue **MUST be resolved before publication. If any, your publication still requires Editor-in-Chief's final approval. Otherwise, your publication will be postponed until the issue has been resolved**). Otherwise, delete it (in this case, please make it according to the proof editing instructions above).

Gmail interface showing an email from in:sent.jwlee119@yahoo.com. The email content includes:

Third, Article Publication Charge (APC): JAFEB is an Open Access journal accessible for free on the Internet. To cover article publication costs, the journal depends on APC (US dollar \$500 or Korean currency 600,000 Won) per article so that APC is mandatory. For this reason, please be noted that you are receiving an **official invoice of USD500.00** as for APC for your accepted article. **Only after we have received a payment of APC at the Publisher's bank account, we can confirm that your article will be surely published in due course.** When we have received the proof or evidence of the APC payment and when we have verified your payment of APC at the Publisher's bank, then we will issue an official acceptance letter and an official receipt for your reimbursement/administrative purpose from your institution/research supporter. Please note that if the Publisher does not confirm that the APC has been received at their end by the due date or a delayed payment, then the publication of your article would be postponed to a next issue, or your article will be a hold-up list until a payment of APC to be completed.

Please submit the following two document for further process:

- 1) a signed Journal Publishing Agreement Form (see attached).
- 2) a Copy Edited Proof with corrections (**Please mark all corrections in Red**), if any in an MS-Word document (Please make best use of the attached)

Please return a Corrected Proof and a signed Publishing-Agreement-Form as soon as possible (**within 72 hours**), but not later than **March 11, 2021 KST (Seoul, Korea time)** at the latest for publication in JAFEB Volume 8 Issue 4, April 30, 2021, directly to Editor-in-Chief Prof. Lee, Jung Wan at [jwlee119@yahoo.com](mailto:jwlee119@yahoo.com). (Please note that if the two documents and APC payment evidence are not submitted **by March 13, 2021 at the latest**, then the publication of your paper will be **cancelled automatically** in due course due to production schedule of this issue).

Thank you for your interest and support for the journal.

Jung Wan LEE, Ph.D.  
Editor-in-Chief  
[Journal of Asian Finance, Economics and Business \(JAFEB\)](http://www.jafeb.org)

**Professor Lee, Jung Wan (Lee, J.W.) Ph.D.**  
School of International Economics and Trade  
Anhui University of Finance and Economics (AUFE)  
962 Caoshan Road, Bengbu City, Anhui Province, China 233030



Gmail interface showing an email from Editor-in-Chief of Journal of Asian Finance, Economics and Business (JAFEB) to Professor Lee, Jung Wan (Lee, J.W.) Ph.D. The email contains contact information and various academic links for Professor Lee.

Editor-in-Chief  
**Journal of Asian Finance, Economics and Business (JAFEB)**

**Professor Lee, Jung Wan (Lee, J.W.) Ph.D.**  
School of International Economics and Trade  
Anhui University of Finance and Economics (AUFE)  
962 Caoshan Road, Bengbu City, Anhui Province, China 233030  
安徽省蚌埠市曹山路962号

Email: [jwlee119@bu.edu](mailto:jwlee119@bu.edu); [jwlee119@qq.com](mailto:jwlee119@qq.com); [jungwan.lee@aufe.edu.cn](mailto:jungwan.lee@aufe.edu.cn)  
Skype ID: jungwan.lee  
WeChat ID: Leejungwan119

ORCID Link: <https://orcid.org/0000-0002-8885-6385>  
Clarivate Analytics Publons: <https://publons.com/researcher/1651430/jung-wan-lee/>  
SCOPUS Author Link: <https://www.scopus.com/authid/detail.uri?authorId=27170463300>  
MENDELIV Author Link: <https://www.mendelev.com/profile/jung-wan-lee/?viewAsOther=true>  
ResearchGate Link: [https://www.researchgate.net/profile/Jung\\_Wan\\_Lee](https://www.researchgate.net/profile/Jung_Wan_Lee)  
SSRN Author Link: [https://papers.ssrn.com/sol3/cf\\_dev/absRvAuth.cfm?per\\_id=1904784](https://papers.ssrn.com/sol3/cf_dev/absRvAuth.cfm?per_id=1904784)  
Google Scholars Link: <https://scholar.google.com/citations?user=0dD96458887sh1men6o1mao>  
Personal Homepage: <http://www.supermanlee.com>

Gmail interface showing the same email content as above, but with two attachments listed at the bottom:

2 Lampiran

- AcceptanceLetter\_...
- Receipt\_KODISA\_A...

LAMPIRAN



## Letter of Acceptance

### AUTHORS AND TITLE:

Author(s): Mohamad Irhas EFFENDI, Hendro WIDJANARKO,  
Dyah SUGANDINI

Article Title: "Green Supply Chain Integration and Technology Innovation  
Performance in SMEs: A Case Study in Indonesia"

Corresponding Author: Dyah SUGANDINI

Corresponding Email: [dini@upnyk.ac.id](mailto:dini@upnyk.ac.id)

Date of Issue: March 14, 2021, Seoul, South Korea

Dear Author(s),

Thank you for submitting a signed **Journal Publishing Agreement Form** and having completed proofreading of the copy edited proof meeting an acceptable standard for publication in the *Journal of Asian Finance, Economics and Business* (JAFEB). We have now received the votes and recommendations on the final version of corrected manuscript from the Journal's Editorial Executive Board.

**Congratulations!** The Editorial Executive Board voted on your copy edited and proofread manuscript in favor of publication and the article has been "**Accepted**" in its current form for publication in the *Journal of Asian Finance, Economics and Business* (JAFEB). We hereby confirm that your article will be published and printed in [JAFEB Volume 8 Issue 4 Archive](#) on the date of **April 30, 2021** at the latest with DOI information and printed in hard copy [Electronic ISSN: 2288-4645 Print ISSN: 2288-4637].

**Elsevier's Scopus 2021 Status:** JAFEB has been indexed in Elsevier's Scopus for coverage **2018-2021 onward in Scopus in Elsevier Products**. The CiteScore2019 (0.50) and SJR2019 (0.192: Q3) on **Scimago Journal Rankings** Metrics has been obtained based on Scopus® data as of April 2020 (FYI, **CiteScore Tracker2020** indicates **2.5** as of **March 02, 2021** updated). we hope to achieve SJR 3.0+, mapping to Q1 or Q2 in Scopus and SciMago, in Business and Management categories, in coming years.

**Clarivate Analytics' Web of Science Core Collection 2021 Status:** JAFEB has been indexed in **Emerging Sources Citation Index(ESCI)** for coverage **2014-2021 onward in Web of Science Master Journal List** [----*Our strategy is to only re-evaluate ESCI journals that map to Q1 or Q2 of the relevant flagship category.* ---] All articles published on JAFEB shall be used for continued re-evaluation of the journal for possible inclusion in **Web of Science - Social Sciences Citation Index® (SSCI)** and **Journal Citation Reports® (JCR) Impact Factor**. We all hope to achieve JCR IF 5.0+, mapping to Q1 or Q2 in SSCI, Web of Science Core Collection, Business categories, in coming years.

If you require any additional information, please do not hesitate to contact the Editor-in-Chief/ the Publisher Professor LEE, Jung Wan at Email: [jwlee119@yahoo.com](mailto:jwlee119@yahoo.com)

Sincerely,

Jung Wan LEE, Ph.D  
Editor-in-Chief



Journal of Asian Finance, Economics and Business <http://www.jafeb.org>

**Korea Distribution Science Association (KODISA)** [Tax Registration Number 129-82-07896]  
Hanshin Officetel Suite 1030, 2463-4 Shinheung-Dong Sujeong-Gu, Seongnam-City, Gyeonggi-Do, KOREA  
(Zip Code 461-720) Tel: +82-31-740-7292 Fax: +82-31-740-7361  
E-mail: [kodisajournals@daum.net](mailto:kodisajournals@daum.net); [kodisajournals@gmail.com](mailto:kodisajournals@gmail.com)  
(사단법인) 한국유통과학회 [고유번호증129-82-07896]  
경기도 성남시 신흥동 한신오피스텔 1030 호 ☎(031)740-7292 Fax (031)740-7361 <http://www.kodisajournals.org>



## RECEIPT

**RECEIPT NUMBER: JAFEB-2021-V8N04-APC111**

**DATE OF ISSUE:** March 14, 2021, Seoul, South Korea

**NAME AND AFFILIATION:**

Name: Dyah SUGANDINI

Affiliation: Faculty of Economics and Business,  
Universitas Pembangunan Nasional Veteran Yogyakarta, Indonesia

Address: Jl. SWK Jl. Ring Road Utara No.104, Ngropoh, Condongcatur,  
Kec. Depok, Kabupaten Sleman, Daerah Istimewa Yogyakarta  
55283 Indonesia

Corresponding Email: [dini@upnyk.ac.id](mailto:dini@upnyk.ac.id)

**DESCRIPTION OF PUBLICATION:**

Title of the Journal: Journal of Asian Finance, Economics and Business

ISSN: 2288-4637 e-ISSN: 2288-4645

Publisher: Korea Distribution Science Association

Publication Date: Volume 8 Issue 4, April 30, 2021

Title of the Publication: "Green Supply Chain Integration and Technology  
Innovation Performance in SMEs: A Case Study in Indonesia"

**DESCRIPTION OF PAYMENT:**

**X** US Dollar \$500.00 - Article Publication Charge


**Total \_USD500.00\_ (Five Hundred US Dollars Only) \_**

**PAYMENT METHOD:**

**X** Bank Wire (KEB HANA Bank: 470-910003-56304)

Credit Card (KODISA JOURNALS e-Payment System)

This receipt acknowledges that the Korea Distribution Science Association (KODISA), the Publisher of the Journal of Asian Finance, Economics and Business (JAFEB), has duly received the payment of Article Publication Charge (APC) indicated above.



**Korea Distribution Science Association (KODISA)** [Tax Registration Number 129-82-07896]  
Hanshin Officetel Suite 1030, 2463-4 Shinheung-Dong Sujeong-Gu, Seongnam-City, Gyeonggi-Do,  
KOREA (Zip Code 461-720) Tel: +82-31-740-7292 Fax: +82-31-740-7361

E-mail: [kodisajournals@daum.net](mailto:kodisajournals@daum.net); [kodisajournals@gmail.com](mailto:kodisajournals@gmail.com)

(사단법인) 한국유통과학회 [고유번호증129-82-07896]

경기도 성남시 신흥동 한신오피스텔 1030 호 ☎(031)740-7292 Fax (031)740-7361 <http://www.kodisajournals.org>

# 1 Mei 2021: Jurnal Publish

The screenshot shows a Gmail interface with the search bar containing "Search mail". The left sidebar shows folders: Compose, Inbox (1,837), Starred, Snoozed, Important, Chats, Sent, Meet, and Hangouts. The main content area displays an email from Irhas Effendi to Jung Wan Lee, dated May 1, 2021, 1:03 PM. The email text reads: "Dear Prof. Jung Wan LEE, Ph.D., Editor-in-Chief Journal of Asian Finance, Economics and Business (JA FEB) I will inform you that I have made the payment and my article has been published. Please check the attachment Thank you for your attention Best regards Mohamad Irhas Effendi". Below the text, there are three attachments.

The screenshot shows a Gmail interface with the search bar containing "jafeb". The left sidebar is identical to the first screenshot. The main content area displays a reply email from Prof. Lee, Jung Wan to Irhas Effendi, dated May 1, 2021, 4:33 PM. The email text reads: "Dear Author, Well noted and many thanks. Please disregard Vol.8 No.6 APC012. Sincerely, Jung Wan Lee". Below the text, there is a detailed contact information block for Professor Lee, Jung Wan (Lee, J.W.) Ph.D., including his affiliation with Anhui University of Finance and Economics (AUFE), address, and various contact details like email, Skype ID, WeChat ID, and ORCID link.

# Green Supply Chain Integration and Technology Innovation Performance in SMEs: A Case Study in Indonesia

Mohamad Irhas EFFENDI<sup>1</sup>, Hendro WIDJANARKO<sup>2</sup>, Dyah SUGANDINI<sup>3</sup>

Received: December 20, 2020 Revised: March 07, 2021 Accepted: March 15, 2021

---

## Abstract

The purpose of the research to analyze SMEs' technological innovation performance in the Special Region of Yogyakarta based on green supply chains. This study's technology innovation performance is influenced by environmental management practices, green supply chain integration, and supply chain knowledge-sharing. This research is important because many SMEs are underdeveloped in terms of technology innovation performance. Technology innovation performance shows that innovation has a multi-dimensional ecological performance in organizations. Therefore, SMEs' sustainable supply chain could be achieved by managing operations, support, and information by focusing on environmental and social issues to maximize the entire chain. This study used primary data. The number of respondents in this study was 200 SMEs that have implemented green supply chain management practices. The data collection method used was a questionnaire. The data analysis technique tool used is a two-step approach to SEM-AMOS. The results of this study indicate that SMEs are willing to implement a green supply chain to increase their performance. The technological innovation performance model of this study is acceptable. The findings of this research suggest that companies must be encouraged to maintain and increase the implementation of green supply chain integration and better supply chain knowledge-sharing with improved technological innovation performance enhancements.

**Keywords:** Environmental Management Practices, Green Supply Chain Integration, Supply Chain Knowledge Sharing, Technology Innovation Performance

**JEL Classification Code:** M11, O32, Q50

---

## 1. Introduction

In recent decades, people try to find a balance between sustainable economic development and environmental damage (Do et al., 2020). There are numerous small- and medium-sized enterprises (SMEs), which are involved in an

environmental product. It means that they use natural raw materials, and the production process is environmentally-friendly so that the product result is ecological or green. Sugandini et al. (2018) show environmental management has become a significant concern for SME businesses. The scarcity of natural resources forces business managers to change the supply chain strategy to be oriented toward an environmental perspective (Sugandini et al., 2020). Also, Lee and Ha (2020) said that a sustainable supply chain could be achieved by managing operations, support, and information by focusing on environmental and social issues to maximize the entire chain's benefits.

The world economy has developed rapidly over the past few decades. However, people only pay attention to the importance of economic development and ignore the ecological environment's protection. In developing countries, this situation is becoming more severe as natural resources are slowly being depleted and environmental problems increase (Ta et al., 2020). Green Supply Chain Collaborative Innovation (GSCCI) is increasing with growing popularity in organizations due to developments in information

---

<sup>1</sup>First Author and Corresponding Author. Lecturer, Management Department, Faculty of Economics and Business, Universitas Pembangunan Nasional Veteran Yogyakarta, Indonesia [Postal Address: Jl. SWK Jl. Ring Road Utara No.104, Ngropoh, Condongcatu, Kec. Depok, Kabupaten Sleman, Daerah Istimewa Yogyakarta, 55283, Indonesia] Email: m\_irhaseffendi@upnyk.ac.id

<sup>2</sup>Lecturer, Management Department, Faculty of Economics and Business, Universitas Pembangunan Nasional Veteran Yogyakarta, Indonesia. Email: hendro.widjanarko@upnyk.ac.id

<sup>3</sup>Lecturer, Management Department, Faculty of Economics and Business, Universitas Pembangunan Nasional Veteran Yogyakarta, Indonesia. Email: dini@upnyk.ac.id

technology and the increasing globalization of the world economy. According to Gualandris and Kalchschmidt (2013) and Deng et al. (2019), GSCCI is a tipping point to address the emerging challenges of protecting environmental impacts and meeting changing consumer demands in the supply chain. In organizations, the focus of green supply chain management (GSCM) has an important role to play in developing a green-oriented lifestyle. According to Lin and Tseng (2016), community orientation toward a green lifestyle is carried out through environmental protection, innovation and collaboration. Some companies in this study are reluctant to implement environmental management programs, which can be seen from the research results that have been conducted on environmental management practices in various companies. The reason is the risk of being subject to sanctions and fines, which are increasingly strict. Environmental management practices can also improve environmental performance and its economy (Deng et al., 2019).

Changes in green lifestyle, rapid market developments and technological advances cause the business environment to become dynamic. According to Chesbrough (2003), Wang et al. (2015), West et al. (2014), to adapt to these changes to remain competitive, companies are trying to find a practical approach. According to Chesbrough (2003), the open innovation practice adoption approach encourages information/knowledge, a combination of external and internal market channels to exploit innovation. SMEs' ability to find innovations can respond to changes in the rate of information technology and new customers' tastes (Effendi et al., 2020). The flow of information/knowledge that crosses SMEs boundaries is the starting point for innovation's openness aspect (Bogers et al., 2018). Innovation can result in increased performance through innovation (IC) capabilities to be recognized as a fundamental competitive resource (Porter, 1996; Teece, 2018). IC can explore available resources in developing new ideas successfully (Francis & Bessant, 2005). Torabi et al. (2016) said many authors discussed that IC has a positive impact on business performance, but based on Saunila et al. (2014) the factors and circumstances that support or damage this relationship are not observed.

According to the resource-based view theory, the process of working together with supply chain partners, called green supply chain integration, can create networks between companies for the exchange of information and knowledge. The company's environmental management practices can reduce resource consumption and reduce negative environmental impacts (Wanger, 2008). Environmental management practices can also promote product innovation and process innovation through organizational learning. Voluntary environmental management practices significantly impact product innovation and process innovation (Rennings et al., 2006).

Some recent literature shows that more and more scholars are starting to examine the effects of green supply chain integration on innovation from a holistic supply chain approach. A collaboration of knowledge and supply chain integration (SCI) networks can not only improve service levels and product quality, but are also a major source of business innovation (Basole & Bellamy, 2014). Lee et al. (2014) found that SCI has a positive and significant effect on Malaysian manufacturing companies' innovation performance.

The influence of SCI on knowledge sharing is for product development. Green supply chain integration (GSCI) provides opportunities and suitable conditions for companies to acquire knowledge within the green supply chain's scope. Lee et al. (2014) also emphasized that the supply chain network is an essential source of companies' resources and knowledge. Nonaka (1991) states that knowledge sharing is the main phase of innovation. Knowledge sharing between organizations can increase innovation implementation and reduce development costs and reduce the difficulties of limited internal knowledge resources. Companies that share knowledge with supply chain partners can understand advanced, cutting-edge and timely technology in achieving technological innovation performance.

Cooperation, trust, and good communication are found among supply chain members in supply chain integration (SCI) (Cai & Zhou., 2014). The establishment of a collaborative supply chain network and learning between organizations is a direct impact of SCI. As a useful resource, SCI networks can promote organizational learning, collaboration, and knowledge sharing among supply chain partners. Thus, companies with a higher SCI level can gain more product life cycle knowledge and tacit knowledge of environmental management practices. SCI has more collaboration and learning opportunities between organizations to apply knowledge in technological innovation. Therefore, SCI is an additional important factor when exploring the relationship between technological innovation and environmental management practices.

## 2. Literature Review

### 2.1. Technology Innovation Performance

Chang et al. (2015) stated that technology innovation performance (TIP) is a comprehensive evaluation of organizational innovation activities consisting of innovation performance in a narrow sense and overall innovation performance (Hagedoorn & Cloudt, 2004). According to Freeman and Soete (1997), the focus of innovation performance in small minds refers to the value generated by innovation and innovation efficiency, including new product development, the speed of new equipment research, and new technology. Innovation performance in a broad sense concerns the entire process



of innovation and evaluation of innovation in organizations. TIP is concerned with management innovation and technological innovation (Szabo & Csontos, 2016). TIP shows that innovation has a multi-dimensional nature of performance in organizations. Chen et al. (2006) stated that the performance of green innovation in GSCM includes green process innovation and environmentally friendly product innovation. Technological innovation in green products is applying innovative design ideas and marketing new products that significantly encourage environmental sustainability (Wong, 2012). Green TIP is related to creative ways to reduce negative environmental impacts caused by the production process. Green TIP involves activities to reduce harmful emissions, reduce energy consumption and raw materials (Tseng et al., 2013).

## 2.2. Environmental Management Practices (EMPs)

Environmental management practices (EMPs) can provide a broad systems perspective on environmental problems (Shrivastava & Hart., 1995). EMPs cover all organizational activities from raw materials, production processes, and packaging to environmentally friendly waste disposal. Therefore, EMPs incorporate company activities aimed at improving waste treatment and reducing resource consumption. According to Bergmiller and McCright (2009), EMPs aim to improve environmental performance, shortening response times, increasing efficiency, reducing energy consumption, using toxic materials and reducing waste. Meanwhile, EMPs as a level of resources invested in skills development and activities that lead to pollution reduction, including applying environmental management system recycling efforts (e.g., ISO14001) to reduce waste (Hajmohammad et al. 2013).

Environmental management practices in companies can reduce the negative impact of resource consumption and the environment and encourage product innovation and process innovation through organizational learning (Wanger, 2008). Voluntary environmental management practices, including ISO14001 certification and life-cycle analysis, have a significant impact on process innovation and product innovation (Rennings et al., 2006). Environmental management practices such as investment recycling, environmental design, and internal environmental management have a positive impact on TIP (Lee et al., 2014). In some environmental management practices, life cycle knowledge and tacit knowledge can also enhance technological innovation performance.

*H1: Environmental management practices affect technology innovation performance.*

## 2.3. Green Supply Chain Integration (GSCI)

According to Flynn et al. (2010), technological innovation and green supply chain integration focusing on production methods, processes and commercial organizations. GSCI is committed to creating value for end customers. GSCI is a significant source of technological innovation in companies, supply chain members (including suppliers and customers), and knowledge and an essential source of ideas. Information sharing, mutual problem solving and mutual trust among members are crucial to GSCI to enhance indirect or direct interactions between companies and their supply chain partners. Things like this can generate different alternatives and new ideas, which are very important for innovation. Gemünden (1996), through his empirical study, found that involving suppliers for product innovation beforehand can evade expensive design changes. Technological innovation in supplier participation has a significant beneficial influence on innovative operational performance. Customer participation in new product growth can support companies to obtain request information. New product development can increase customer satisfaction at higher quality and lower costs. Customer request is an essential preceding of innovation to product design. Customer involvement in innovation definitely contributes to the innovation performance and quality of performance. The network resource augmented by GSCI for information and knowledge is a resource of corporate excellence. Networks can also facilitate problem-solving and mutual learning between companies in the supply chain. In doing so, it helps promote innovative performance and acquire innovative resources.

In consideration of the preceding material, networks can expedite knowledge sharing between companies in the supply chain. Basole and Bellamy (2014) emphasized that knowledge collaboration and supply chain integration networks not only can enhance service levels and product quality, but are also a significant source of innovation. GSCI offers its members with social communication opportunities. GSCI facilitates consensus building that contributes to effective use of tacit knowledge and open supply chain knowledge sharing. Lee et al. (2014) found that supply chain integration positively and significantly affects Malaysian manufacturing companies' innovation performance.

*H2: Green supply chain integration affects technology innovation performance.*

*H3: Green supply chain integration affects supply chain knowledge sharing.*

## 2.4. Supply Chain Knowledge Sharing (SCKS)

Organization innovation, based on theory of knowledge management, comes from the reintegration and knowledge



resources creativity. Supply chain knowledge sharing (SCKS) is a critical element for innovation. Sharing knowledge is the main stage of innovation (Nonaka, 1991). Knowledge cannot be created by an organization by itself. When the knowledge held by its personnel is analyzed, shared and discussed, the company or the organization will have the capability to innovate. Knowledge sharing between organizations not only alleviates the difficulties of restricted inside knowledge resources. Knowledge sharing not only increases the level of innovation implementation but also reduces development costs. SMEs can immediately understand advanced technology and the latest innovative achievements by sharing knowledge with supply chain partners (Li et al., 2017). Lim et al. (2017) also said that green knowledge sharing between companies in the green supply chain could break resource constraints in innovation, increase innovation speed, and improve the company’s green products’ quality to enhance company performance.

**H4:** Supply chain knowledge sharing affects technology innovation performance.

**H5:** Supply chain knowledge sharing mediates the relationship between technology innovation performance and green supply chain integration.

### 3. Research Methods

This is a survey research. Sekaran and Bougie (2013) state that a survey is a method for accumulating data from or about people to compare, explain, or describe their behavior, attitudes and knowledge. The approach used in this study is a quantitative approach and the data analysis tool used is a two-step approach to SEM-AMOS. The information utilized in this research are based on primary data obtained by distributing questionnaires to respondents. The number of samples utilized in this research was 200 green-oriented manufacturing SMEs in the Special Region of Yogyakarta. The results of the measurement model indicate that it provides valid and reliable indicators. The results of the structural model can be seen in the AMOS output.

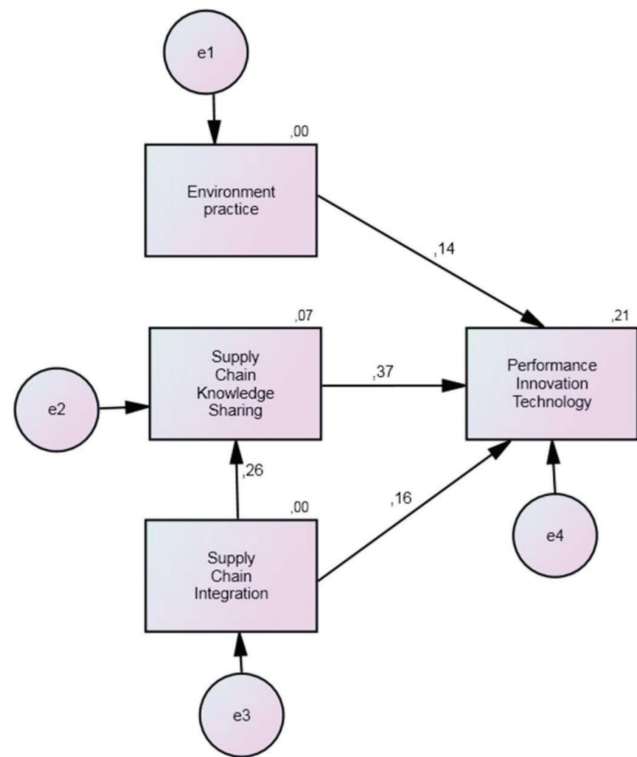
### 4. Results

#### 4.1. Respondent Characteristic

The descriptive analysis uses data from a questionnaire collected from 200 respondents and processed to describe respondents’ characteristics and perceptions about the variables studied. The characteristics of the respondents in this study are described by descriptive statistical analysis carried out by the frequency distribution method in Table 1.

**Table 1:** Characteristic of Respondents

Characteristics	%
<b>Length of Business</b>	
One year to 5 years	0
>5 years to 10 years	3
>10 years	97
<b>Number of Workers</b>	
10 to 30 people	36
>30 to 50 people	32
>50 people	32



**Figure 1:** Model of Technology Innovation Performance

#### 4.2. Quantitative Analysis of Respondents

Test results using structural equation models with the SEM-AMOS program can be seen in Figure 1. The analysis was carried out with a two-step approach in two stages: measurement models and structural models. The researcher’s measurement model shows that all the indicators used are valid and reliable and have a relatively good fit model test

results. Testing the structural model after calculating the composite obtained the following results (see Figure 1).

From the proposed structural model (see Table 2), it turns out that most of the criteria used show good results, meaning that the model is suitable and does not need to be modified. To test the causal relationship hypothesis in the structural model of the following EMPs, see the path coefficient is presented in Table 3.

Hypothesis testing is done by comparing the probability (*p*) values, which is significant if the *p*-value is  $\leq 0.05$ . With these criteria, it can be seen that all pathways are significant in the sense that EMPs have a (direct) significant effect on TIP. GSCI has a significant effect on the TIP. GSCI has a significant direct effect on SCKS. SCKS has a significant impact on TIP, and SCKS mediates the relationship between GSCI and TIP. When viewed from the direction, the influence of EMPs on TIP is positive, GSCI on TIP is positive, GSCI

for SCKS is positive, SCKS on TIP is positive, and SCKS is positively mediating the relationship between GSCI and TIP.

From Table 3, it can be explained that there is a direct effect of EMPs on the TIP of 0.137, GSCI to TIP of 0.155, GSCI to SCKS of 0.257, SCKS of TIP of 0.366. The indirect impact of GSCI on TIP mediated by SCKS is 0.192. Thus, the direct effect of GSCI on TIP is greater than the indirect effect of GSCI on TIP that SCKS mediates. The five proposed hypotheses can be accepted by testing the significance of each variable and its indicators. Outline of hypothesis testing outcome can be seen in Table 4.

## 5. Discussion

Hypothesis 1 shows that EMPs impacts on TIP are significant. This means that when the EMPs increase, the TIP will also increase. EMP in SMEs has reduced resource consumption and negative environmental impacts and promoted process innovation and promoted environmental product innovation through organizational learning. Therefore, with life-cycle knowledge and tacit knowledge embedded in several EMPs, it can improve the TIP for SMEs in the Special Region of Yogyakarta. This research supports results conducted by Lee et al. (2014), who also found that EMPs positively impact TIP.

Hypothesis 2 results are in line with Gemünden (1996) and Lee et al. (2014), who show that the GSCI is positively and significantly related to the TIP. This means that, if the GSCI increases, the TIP will also increase and

**Table 2:** Evaluation of Goodness of Fit Indices

Criteria	Results	Critical Value*	Evaluation of Model
$C_{min}/DF$	6.177	$\leq 2.00$	Moderate
Probability	0.103	$\geq 0.05$	Good
RMSEA	0.079	$\leq 0.08$	Good
TLI	0.934	$\geq 0.95$	Good
CFI	0.932	$\geq 0.94$	Good

**Table 3:** Path Coefficient (Standardize Regression) Between Variables

Path	Estimate	Standardized Regression Weight	SE	CR	P
SCKS ← GSCI	0.291	0.257	0.084	3.463	***
TIP ← SCKS	0.659	0.366	0.129	5.124	***
TIP ← EMPs	0.612	0.137	0.25	2.45	0.014
TIP ← GSCI	0.316	0.155	0.098	3.223	0.001

**Table 4:** Summary of Hypothesis Testing

Hypothesis	Path	Results of Hypothesis Testing
H1	Environmental Management Practices to Technology Innovation Performance	Accepted
H2	Green Supply Chain Integration to Technology Innovation Performance	Accepted
H3	Green Supply Chain Integration to Supply Chain Knowledge Sharing	Accepted
H4	Supply Chain Knowledge Sharing on Technology Innovation Performance	Accepted
H5	Supply Chain Knowledge Sharing mediates the relationship between Green Supply Chain Integration and Technology Innovation Performance	Accepted

vice versa. Improving the GSCI makes relationships with customers through information networks, communicates with customers, increases the sharing of market information from customers, exchanges information with suppliers and customers, and participates with suppliers in procuring raw materials and improving TIP. The GSCI process can help improve product information on the market, determine what product innovations are happening and are needed by the market, and help companies maximize production and increase efficiency in the company. The implementation of the GSCI in SMEs in the Special Region of Yogyakarta can have an advantage in facing competition in selling products in the country.

Hypothesis 3 results are consistent with Basole and Bellamy (2014), which show that GSCI has a positive effect on SCKS. This means that, if the GSCI increases, the SCKS also increase, and if the GSCI decreases, the SCKS also decreases. The importance of the GSCI in SCKS is that the GSCI provides information about conditions and opportunities that are very suitable for companies to gain knowledge in the supply chain. GSCI brings SMEs closer to supply chain partners to stimulate information sharing or knowledge sharing, establish supply chain relationships both from within and outside the company, increase income and income, and increase cohesion to increase efficiency within the company. The implementation of the GSCI in SMEs in the Special Region of Yogyakarta can face very tight domestic competition and influence the company's level of sales.

Hypothesis 4 shows that SCKS has a positive effect on TIP. This means that, if the SCKS increases, the TIP will also increase and vice versa. For companies, innovation is the stem of integration and creativity from a source of knowledge. And knowledge is also the key to innovation. A SMEs can be successful in innovating if the whole series from upstream to downstream already understands and understands the knowledge provided. That way, the company's innovation will go hand in hand with the discussion and analysis so that the SCKS process can have a beneficial influence on TIP in improving performance and increasing SMEs' excellence in the Special Region of Yogyakarta. Based on the findings of Li et al. (2017), the findings are in line with this study.

Regarding Hypothesis 5, based on the multiplication results between the H2 and H3 pathways, the coefficient value shows a significant positive. The coefficient indicates that if SCKS implements the GSCI, it will better affect the TIP. This finding is in line with the research of Lim et al. (2017). This means that SCKS can mediate the influence of GSCI on TIP in manufacturing companies in the Special Region of Yogyakarta. The results of this study indicate that SCKS mediates GSCI against TIP. The GSCI has a direct implementation, which has been good to improve the GSCI to be implemented in companies. Then, the role of SCKS as mediation can make GSCI influence and play a more

significant role in enhancing TIP. SCKS has a big role in improving communication and knowledge sharing on all matters related to its supply chain process. This means that SCKS has a positive and significant effect on GSCI on TIP if GSCI is through SCKS.

## 6. Conclusion and Limitations

The analysis and discussion results in this study lead to the following conclusions. First, important and positive consequences for technological innovation performance can be obtained from environmental management practices. Second, green supply chain integration has a positive and important impact on technology innovation performance. Third, a positive and significant influence on supply chain knowledge sharing can be obtained from green supply chain integration. Fourth, the positive and significant impact on technology innovation performance is influenced by the sharing of supply chain knowledge. Fifth, supply chain knowledge sharing mediates the influence of supply chain integration on technology innovation performance.

The results of the conclusions and discussion in this research suggest that SME managers in the Special Region of Yogyakarta should pay attention to environmental management practices around the company. Seeing the facts in the field that there are still many companies that have not implemented environmental management properly, this will not affect technology innovation performance. Companies are also encouraged to maintain and increase green supply chain integration and better supply chain knowledge sharing. There is a significant positive effect in improving technological innovation's performance by implementing supply chain knowledge sharing and the implementation of green supply chain integration. The competitive advantage of production companies in the Special Region of Yogyakarta will improve with good technological innovation performance and supply chain knowledge. Future researchers who use this research as a reference should develop a research model to find or prove new things from technology innovation performance, environmental management practices, supply chain integration, and supply chain knowledge sharing.

## References

- Ahmad, I., & Agrawal, A. M. (2012). An Empirical Study of Problems in The Implementation of Electronic Commerce in The Kingdom of Saudi Arabia. *International Journal of Business and Management*, 7(15), 70–80. <https://doi.org/10.5539/ijbm.v7n15p70>
- Basole, R. C., & Bellamy, M. A. (2014). Visual analysis of supply network risks: Insights from the electronics industry. *Decision Support Systems*, 67, 109–120. <https://doi.org/10.1016/j.dss.2014.08.008>

- Bergmiller, G., & McCright, P. (2009). Are Lean and Green Programs Synergistic?
- Bogers, M., Foss, N., & Lyngsie, J. (2017). The human side of open innovation: The role of employee diversity in firm-level openness. *Research Policy*, 47. <https://doi.org/10.1016/j.respol.2017.10.012>
- Cai, W., & Zhou, X. (2014). On the drivers of eco-innovation: Empirical evidence from China. *Journal Clean Production*, 79, 239–248. <https://doi.org/10.1016/j.jclepro.2014.05.035>
- Chang, J., Bai, X., & Li, J. J. (2015). The influence of leadership on product and process innovations in China: The contingent role of knowledge acquisition capability. *Industrial Marketing Management*, 50, 18–29. <https://doi.org/10.1016/j.indmarman.2015.04.014>
- Chen, J., & Chen, Y.F. (2006). The study of system on technological innovation performance in enterprises. *Science Management*, 27, 86–91.
- Chesbrough, Henry. (2003). Open Innovation: The New Imperative for Creating and Profiting from Technology. *Harvard Business School Press*. <https://www.nmit.edu.my/wp-content/uploads/2017/10/Open-Innovation-the-New-Imperative-for-Creating-and-Profiting-from-Technology.pdf>
- Do, A. D., Nguyen, Q. V., Le, Q. H., & Ta, V. L. (2020). Green Supply Chain Management in Vietnam Industrial Zone: Province-Level Evidence. *Journal of Asian Finance, Economics and Business*, 7(7), 403–412. <https://doi.org/10.13106/JAFEB.2020.VOL7.NO7.403>
- Effendi, M. I., Sugandini, D., & Istanto, Y. (2020). Social Media Adoption in SMEs Impacted by COVID-19: The TOE Model. *Journal of Asian Finance, Economics and Business*, 7(11), 915–925. <https://doi.org/10.13106/JAFEB.2020.VOL7.NO11.915>
- Flynn, B. B., Huo, B., & Zhao, X. (2010). The Impact of Supply Chain Integration on Performance: A Contingency and Configuration Approach. *Journal of Operation Management*, 28, 58–71. <https://doi.org/10.1016/j.jom.2009.06.001>
- Francis, D., & Bessant, J. (2005). Targeting innovation and implications for capability development. *Technovation*, 25(3), 171–183. <https://doi.org/10.1016/j.technovation.2004.03.004>
- Freeman, C., & Soete, L. (1997). *The Economics of Industrial Innovation*. London: Routledge. <https://doi.org/10.4324/9780203064474>
- Gemünden, H. G., Ritter, T., & Heydebreck, P. (1996). Network configuration and innovation success: An empirical analysis in German high-tech industries. *International Journal Research Market*, 13, 449–462. [https://doi.org/10.1016/S0167-8116\(96\)00026-2](https://doi.org/10.1016/S0167-8116(96)00026-2)
- Gualandris, J., & Kalchschmidt, M. (2013). Product and process modularity: Improving flexibility and reducing supplier failure risk. *International Journal of Production Research*, 51. <https://doi.org/10.1080/00207543.2013.793430>
- Hagedoorn, J., & Cloudt, M. (2003). Measuring Innovative Performance: Is There an Advantage in Using Multiple Indicators? *Research Policy*, 32, 1365–1379. [https://doi.org/10.1016/S0048-7333\(02\)00137-3](https://doi.org/10.1016/S0048-7333(02)00137-3)
- Hajmohammad, S., Vachon, S., Klassen, R. D., & Gavronski, I. (2013). Lean management and supply management: Their role in green practices and performance. *Journal of Cleaner Production*, 39, 312–320. <https://doi.org/10.1016/j.jclepro.2012.07.028>
- Hong, J., Zheng, R., Deng, H., & Zhou, Y. (2019). Green supply chain collaborative innovation, absorptive capacity and innovation performance: Evidence from China. *Journal of Cleaner Production*, 241, 118377. <https://doi.org/10.1016/j.jclepro.2019.118377>
- Lee, V. H., Ooi, K. B., Chong, A. Y. L., & Seow, C. (2014). Creating technological innovation via green supply chain management: An empirical analysis. *Expert System Application*, 41, 6983–6994. <https://doi.org/10.1016/j.eswa.2014.05.022>
- Li, E. L., Zhou, L., & Wu, A. (2017). The supply-side of environmental sustainability and export performance: The role of knowledge integration and international buyer involvement. *International Business Review*, 26(4), 724–735. <https://doi.org/10.1016/j.ibusrev.2017.01.002>
- Lim, M. K., Tseng, M. L., Tan, K. H., & Bui, T. D. (2017). Knowledge management in sustainable supply chain management: Improving performance through an interpretive structural modelling approach. *Journal of Cleaner Production*, 162, 806–816. <https://doi.org/10.1016/j.jclepro.2017.06.056>
- Lin, Y. H., & Tseng, M. L. (2016). Assessing the competitive priorities within sustainable supply chain management under uncertainty. *Journal of Cleaner Production*, 112(3), 2133–2144. <https://doi.org/10.1016/j.jclepro.2014.07.012>
- Nonaka, I. (1991). The knowledge-creating company. *Harvard Business Review*, 169, 96–104. <https://hbr.org/2007/07/the-knowledge-creating-company>
- Porter, M. E. (1996). What Is Strategy? *Harvard Business Review*, 74(6) (November–December 1996): 61–78. <https://hbr.org/1996/11/what-is-strategy>
- Rennings, K., Ziegler, A., Ankele, K., & Hoffmann, E. (2006). The influence of different characteristics of the EU environmental management and auditing scheme on technological environmental innovations and economic performance. *Ecology Economy*, 57, 45–59. <https://doi.org/10.1016/j.ecolecon.2005.03.013>
- Saunila, M., Pekkola, S., & Ukko, J. (2014). The relationship between innovation capability and performance. *International Journal of Productivity and Performance Management*, 63(2), 234–249. <https://doi.org/10.1108/IJPPM-04-2013-0065>
- Sekaran, U., & Bougie, R. (2013). *Research Methods for Business: A Skill-Building Approach*. Hoboken, NJ: John Wiley & Sons, Ltd.
- Shrivastava, P., Director, S., & Hart, S. (1995). Creating Sustainable Corporations. *Business Strategy and the Environment*, 4, 154–165. <https://doi.org/10.1002/bse.3280040307>



- Sugandini, D., Susilowati, C., Siswanti, Y., & Syafri, W. (2020). Green supply management and green marketing strategy on green purchase intention: SMEs cases. *Journal of Industrial Engineering and Management*, 13, 79. <https://doi.org/10.3926/jiem.2795>
- Sugandini, D., El Qadri, Z. M., Kustiyadji, G., & Muafi, M. (2018). Employee Engagement in Entrepreneurship Management: SMEs Cases. *Academy of Entrepreneurship Journal*, 24(2), 1–8. <https://www.abacademies.org/articles/employee-engagement-in-entrepreneurship-management-smes-cases-7336.html>
- Szabo, R., & Csontos, R. (2016). Efficient Organisational Renewal: The Role of Technological and Management Innovation (June 30, 2016). *International Journal of Business Management & Research*, 6(3), 35–50. <https://ssrn.com/abstract=2838810>
- Teece, D. J. (2018). Profiting from innovation in the digital economy: Enabling technologies, standards, and licensing models in the wireless world. *Research Policy*, 47(8), 1367–1387. <https://doi.org/10.1016/j.respol.2017.01.015>
- Torabi, M. H. R., Kyani, A., & Falaknia, H. (2016). An Investigation of the Impact of Knowledge Management on Human Resource Performance in Management of Keshavarzi Bank Branches in Tehran. *Procedia - Social and Behavioral Sciences*, 230, 471–481. <https://doi.org/10.1016/j.sbspro.2016.09.059>
- Tseng, M. L., Wang, R., Anthony, S. F., Geng, Y., & Lin, Y. H. (2013). Improving performance of green innovation practices under uncertainty. *Journal of Cleaner Production*, 40, 71–82. <https://doi.org/10.1016/j.jclepro.2011.10.009>
- Wang, C. H., Chang, C. H., & Shen, G. C. (2015). The effect of inbound open innovation on firm performance: Evidence from high-tech industry. *Technological Forecasting and Social Change*, 99, 222–230. <https://doi.org/10.1016/j.techfore.2015.07.006>
- West, J., Vanhaverbeke, S. A., & Chesbrough, H. (2014). Open innovation: The next decade. *Research Policy*, 43(5), 805–811. <https://doi.org/10.1016/j.respol.2014.03.001>
- Wong, S. (2012). The influence of green product competitiveness on the success of green product innovation: Empirical evidence from the Chinese electrical and electronics industry. *European Journal of Innovation Management*, 15. <https://doi.org/10.1108/14601061211272385>
- Lee, C., & Ha, B.-C. (2020). The Impact of Interactional Justice and Supply-Chain Collaboration on Sustainable SCM Performance: The Case of Multinational Pharmaceutical Firms. *Journal of Asian Finance, Economics and Business*, 7(2), 237–247. <https://doi.org/10.13106/JAFEB.2020.VOL7.NO2.237>
- Ta, V. L., Bui, H. N., Canh, C. D., Dang, T. D., & Do, A. D. (2020). Green Supply Chain Management Practice of FDI Companies in Vietnam. *Journal of Asian Finance, Economics and Business*, 7(10), 1025–1034. <https://doi.org/10.13106/JAFEB.2020.VOL7.NO10.1025>