

Issue Coverage

General Information

Published:	13-10-2020
Number of Articles: (including Editorial)	9
Number of Authors:	27

Total 2 Author's Countries

<input type="checkbox"/> Others	(2)
<input type="checkbox"/> Indonesia	(25)

Total 10 Author's Affiliations

<input type="checkbox"/>	(2)
<input type="checkbox"/> Diponegoro University	(4)
<input type="checkbox"/> Faculty of Engineering Diponegoro University	(5)
<input type="checkbox"/> Indonesia	(6)
<input type="checkbox"/> Institut Teknologi Indonesia	(2)
<input type="checkbox"/> Universitas Pembangunan Nasional "Veteran" Yogyakarta	(1)
<input type="checkbox"/> UPT Laboratorium Terpadu Universitas Diponegoro	(1)
<input type="checkbox"/> Petroleum Engineering Department	(1)
<input type="checkbox"/> Research Center for Chemistry	(1)
<input type="checkbox"/> Universitas Sultan Ageng Tirtayasa	(4)

User

Username

Password

Remember me

Reaktor PROFILE

Citedness by SCOPUS

Number of document 298

[View the SCOPUS secondary document \(https://drive.google.com/file/d/1pc6xJdewV2Ovav3nxMnzf-jWnr8NPGbS/view?usp=sharing\)](https://drive.google.com/file/d/1pc6xJdewV2Ovav3nxMnzf-jWnr8NPGbS/view?usp=sharing)

Google Scholar Profile:

Number of Citation 991

h-index 15

i10-index 25

Please visit the **[Google Scholar citation \(https://scholar.google.com/citations?user=8mHEi88AAAAJ&hl=en/\)](https://scholar.google.com/citations?user=8mHEi88AAAAJ&hl=en/)**

Search

Search Scope

All

Search

Browse

- [By Issue \(https://ejournal.undip.ac.id/index.php/reaktor/issue/archive\)](https://ejournal.undip.ac.id/index.php/reaktor/issue/archive)
- [By Author \(https://ejournal.undip.ac.id/index.php/reaktor/search/authors\)](https://ejournal.undip.ac.id/index.php/reaktor/search/authors)
- [By Title \(https://ejournal.undip.ac.id/index.php/reaktor/search/titles\)](https://ejournal.undip.ac.id/index.php/reaktor/search/titles)
- [Other Journals \(https://ejournal.undip.ac.id/index.php/index/search\)](https://ejournal.undip.ac.id/index.php/index/search)
- [Categories \(https://ejournal.undip.ac.id/index.php/index/search/categories\)](https://ejournal.undip.ac.id/index.php/index/search/categories)

Notifications

- [View \(https://ejournal.undip.ac.id/index.php/reaktor/notification\)](https://ejournal.undip.ac.id/index.php/reaktor/notification)
- [Subscribe \(https://ejournal.undip.ac.id/index.php/reaktor/notification/subscribeMailList\)](https://ejournal.undip.ac.id/index.php/reaktor/notification/subscribeMailList)

[Home \(https://ejournal.undip.ac.id/index.php/reaktor/index/\)](https://ejournal.undip.ac.id/index.php/reaktor/index/) / [Archives](#)

[\(https://ejournal.undip.ac.id/index.php/reaktor/issue/archive/\)](https://ejournal.undip.ac.id/index.php/reaktor/issue/archive/) / [Volume 20 No.3 September 2020](#)

<https://ejournal.undip.ac.id/index.php/reaktor/issue/view/2867>

Volume 20 No.3 September 2020

Table of Contents

Front Matter

Front Matters

PDF

<https://ejournal.undip.ac.id/index.php/reaktor/article/view/35462/18598>

i-iv


 Views: **74 (#)** |

 **0**

(<https://badge.dimensions.ai/details/doi/10.14710/reaktor.20.3.i-iv?domain=https://ejournal.undip.ac.id>)

| Language: **EN (#)** | DOI: **10.14710/reaktor.20.3.i-iv**

iv (<https://doi.org/10.14710/reaktor.20.3.i-iv>)

 *Published: 13 Oct 2020.*


Research Article

Effect of Acid Concentration on the Activation of Bayah Natural Zeolite for Palm Kernel Shell Pyrolysis Application


<https://ejournal.undip.ac.id/index.php/reaktor/article/view/28031>

PD

<https://ejournal.undip.ac.id/index.php/reaktor/article/view/28031/18103>

 Endang Suhendi, Andre Wibowo, Tia Lestari, Teguh Kurniawan

109-11


 Views: **280 (#)** |

 **0**

(<https://badge.dimensions.ai/details/doi/10.14710/reaktor.20.3.109-116?domain=https://ejournal.undip.ac.id>)

| Language: **EN (#)** | DOI: **10.14710/reaktor.20.3.109-116**

<https://doi.org/10.14710/reaktor.20.3.109-116>

 *Received: 16 Jan 2020; Published: 13 Oct 2020.*

Mathematical Modeling for Determination of Correlation Between Current Density and Dissolved Oxygen in Yeast Microbial Fuel Cell-Based Biosensor


PD

<https://ejournal.undip.ac.id/index.php/reaktor/article/view/29273/18710>

<https://ejournal.undip.ac.id/index.php/reaktor/article/view/29273>

117-12

 Marcelinus Christwardana, Linda Aliffia Yoshi


 Views: **207 (#)** |

 Citations: 0

(<https://badge.dimensions.ai/details/doi/10.14710/reaktor.20.3.117-121>
domain=<https://ejournal.undip.ac.id>)

| Language: **EN (#)** | DOI: **10.14710/reaktor.20.3.117-121**

(<https://doi.org/10.14710/reaktor.20.3.117-121>)

 Received: 28 Mar 2020; Published: 13 Oct 2020.


Solely Cellulose-based Adsorbent Derived from Oil Palm Empty Fruit Bunches for Dye Removal


PD

(<https://ejournal.undip.ac.id/index.php/reaktor/article/view/29348>)

(<https://ejournal.undip.ac.id/index.php/reaktor/article/view/29348/18104>)

122-12

 Athanasia Amanda Septevani, Farhan Riza Afandi, Yulianti Sampora, Melati Septiyanti, Yenni Apriliany Devy, Aisah Resti Amelia, Dian Burhani


 Views: **175 (#)** |

 Citations: 0

(<https://badge.dimensions.ai/details/doi/10.14710/reaktor.20.3.122-128>
domain=<https://ejournal.undip.ac.id>)

| Language: **EN (#)** | DOI: **10.14710/reaktor.20.3.122-128**

(<https://doi.org/10.14710/reaktor.20.3.122-128>)

 Received: 3 Apr 2020; Published: 13 Oct 2020.

Comparative Analysis Between PI Conventional and Cascade Control in Heater-PFR-Series


PD

(<https://ejournal.undip.ac.id/index.php/reaktor/article/view/30147>)

(<https://ejournal.undip.ac.id/index.php/reaktor/article/view/30147/18141>)

129-13

 Dedy Kristanto, Yulius Deddy Hermawan


 Views: **255 (#)** |

 Citations: 0

(<https://badge.dimensions.ai/details/doi/10.14710/reaktor.20.3.129-137>
domain=<https://ejournal.undip.ac.id>)

| Language: **EN (#)** | DOI: **10.14710/reaktor.20.3.129-137**

(<https://doi.org/10.14710/reaktor.20.3.129-137>)

 Received: 16 May 2020; Published: 13 Oct 2020.


Kinetic Study of Kapok Seed Oil Esterification using BMIM-PF6 Catalyst


PD

(<https://ejournal.undip.ac.id/index.php/reaktor/article/view/30761>)

(<https://ejournal.undip.ac.id/index.php/reaktor/article/view/30761/18325>)

138-14

 Bagus Agung Sudrajat, Widayat Widayat, Ngurah Widianara, Hantoro Satriadi, Maria Siahaan, Wira Pinem


 Views: **217 (#)** |

 Citations: 0

(<https://badge.dimensions.ai/details/doi/10.14710/reaktor.20.3.138-149>
domain=<https://ejournal.undip.ac.id>)

| Language: **EN (#)** | DOI: **10.14710/reaktor.20.3.138-149**

(<https://doi.org/10.14710/reaktor.20.3.138-149>)

 Received: 12 Jun 2020; Published: 13 Oct 2020.

Application of Glyoxal Acrylamide Modified K-Carrageenan as A Superabsorbent Polymer in Drug Delivery System

PD

(<https://ejournal.undip.ac.id/index.php/reaktor/article/view/33469>)

(<https://ejournal.undip.ac.id/index.php/reaktor/article/view/33469/18105>)

150-15

 Aji Prasetyaningrum, Al Farrel A. Raemas, Nur Rokhati, Bakti Jos


 Views: **267 (#)** |

 Citations: 0

(<https://badge.dimensions.ai/details/doi/10.14710/reaktor.20.3.150-158>
domain=<https://ejournal.undip.ac.id>)

| Language: **EN (#)** | DOI: **10.14710/reaktor.20.3.150-158**

(<https://doi.org/10.14710/reaktor.20.3.150-158>)

 Received: 18 Jun 2020; Published: 13 Oct 2020.

Editorial

Erratum to: Evaluation Performance of Pneumatic Dryer for Cassava Starch [18 (4): 216-223]


PD

(<https://ejournal.undip.ac.id/index.php/reaktor/article/view/33471>)

(<https://ejournal.undip.ac.id/index.php/reaktor/article/view/33471/18039>)

159-15

 Reaktor Editorial


 Views: **154 (#)** |

 0

(<https://badge.dimensions.ai/details/doi/10.14710/reaktor.20.3.159-159>
domain=<https://ejournal.undip.ac.id>)

| Language: **EN (#)** | DOI: **[10.14710/reaktor.20.3.159-159](https://doi.org/10.14710/reaktor.20.3.159-159)**


<https://doi.org/10.14710/reaktor.20.3.159-159>

 Received: 23 Sep 2020; Published: 13 Oct 2020.

Back Matter

Back Matters

 Dessy Ariyanti

 Views: **57 (#)** |


 0

(<https://badge.dimensions.ai/details/doi/10.14710/reaktor.20.3.xxx-xxx>
xxx?domain=<https://ejournal.undip.ac.id>)

| Language: **EN (#)** | DOI:

[10.14710/reaktor.20.3.xxx-xxx](https://doi.org/10.14710/reaktor.20.3.xxx-xxx)

<https://doi.org/10.14710/reaktor.20.3.xxx-xxx>

 Published: 13 Oct 2020.

PDF

<https://ejournal.undip.ac.id/index.php/reaktor/article/view/35463/18599>

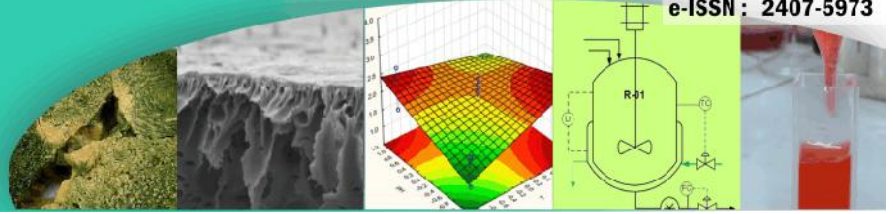
XXX-XXX

JURNAL REAKTOR (p-ISSN: 0852-0798; e-ISSN: 2407-5973)

Published by **Departement of Chemical Engineering, Diponegoro University** (<http://tekim.undip.ac.id/v1/>)

00170253 (<http://statcounter.com/>) **View My Stats** (<http://statcounter.com/p10234772/?quest=1>)

Copyright ©2021 **Universitas Diponegoro** (<https://www.undip.ac.id>). Powered by **Public Knowledge Project OJS** (<https://pkp.sfu.ca/ojs/>) and **Mason Publishing OJS theme** (<https://github.com/masonpublishing/OJS-Theme>).



User

Username

Password

Remember me

Login

Reaktor PROFILE

Citedness by SCOPUS

Number of document 298

View the SCOPUS secondary document

(<https://drive.google.com/file/d/1pc6xJdewV2Ovav3nxMnzf-jWnr8NPGbS/view?usp=sharing>)

Google Scholar Profile:

Number of Citation 991

h-index 15

i10-index 25

Please visit the **Google Scholar citation** (<https://scholar.google.com/citations?user=8mHEi88AAAAJ&hl=en/>)

Journal Content

Search

Search Scope

All ▼

Search

Browse

- [By Issue \(https://ejournal.undip.ac.id/index.php/reaktor/issue/archive\)](https://ejournal.undip.ac.id/index.php/reaktor/issue/archive)
- [By Author \(https://ejournal.undip.ac.id/index.php/reaktor/search/authors\)](https://ejournal.undip.ac.id/index.php/reaktor/search/authors)
- [By Title \(https://ejournal.undip.ac.id/index.php/reaktor/search/titles\)](https://ejournal.undip.ac.id/index.php/reaktor/search/titles)
- [Other Journals \(https://ejournal.undip.ac.id/index.php/index/search\)](https://ejournal.undip.ac.id/index.php/index/search)
- [Categories \(https://ejournal.undip.ac.id/index.php/index/search/categories\)](https://ejournal.undip.ac.id/index.php/index/search/categories)

Notifications

- [View \(https://ejournal.undip.ac.id/index.php/reaktor/notification\)](https://ejournal.undip.ac.id/index.php/reaktor/notification)
- [Subscribe \(https://ejournal.undip.ac.id/index.php/reaktor/notification/subscribeMailList\)](https://ejournal.undip.ac.id/index.php/reaktor/notification/subscribeMailList)

People > [Editorial Team \(https://ejournal.undip.ac.id/index.php\)](https://ejournal.undip.ac.id/index.php)
[Peer Reviewers \(https://ejournal.undip.ac.id/index.ph](https://ejournal.undip.ac.id/index.php)

Editorial Team

Editor in Chief

Prof. Dr. Andri Cahyo Kumoro (ScopusID: [22980375000](http://www.scopus.com/authid/detail.uri?authorId=22980375000)
(<http://www.scopus.com/authid/detail.uri?authorId=22980375000>))

Department of Chemical Engineering, Diponegoro
University, Indonesia


International Editorial Board

Dr. Pablo Fuciños (ScopusID: [6506552780](http://www.scopus.com/authid/detail.uri?authorId=6506552780)
(<http://www.scopus.com/authid/detail.uri?authorId=6506552780>))

International Iberian Nanotechnology Laboratory, Braga,
Portugal



Dr. Jose Antonio Vazquez (ScopusID: [23107698900](http://www.scopus.com/authid/detail.uri?authorId=23107698900)
(<http://www.scopus.com/authid/detail.uri?authorId=23107698900>))

 (<http://orcid.org/0000-0002-1122-4726>) Marine
Research Institute IIM-CSIS Spain, Spain



Dr. Mark Leaper (ScopusID: [6602515825](https://www.scopus.com/authid/detail.uri?authorId=6602515825))

([http://www.scopus.com/authid/detail.uri?](http://www.scopus.com/authid/detail.uri?authorId=6602515825)

[authorId=6602515825](http://www.scopus.com/authid/detail.uri?authorId=6602515825))

Department of Chemical Engineering, Loughborough University, Loughborough, United Kingdom



Dr. Qingchun Yuan (ScopusID: [12792448300](https://www.scopus.com/authid/detail.uri?authorId=12792448300))

([http://www.scopus.com/authid/detail.uri?](http://www.scopus.com/authid/detail.uri?authorId=12792448300)

[authorId=12792448300](http://www.scopus.com/authid/detail.uri?authorId=12792448300))

Aston University, Aston Materials Centre, Birmingham, United Kingdom



Dr. Oki Muraza



(<http://orcid.org/0000-0002-8348-8085>) CENT &

Department of Chemical Engineering, King Fahd University of Petroleum and Minerals (KFUPM), PO Box 5040 Dhahran 31261 KSA, Saudi Arabia



Dr. Ivan Salmeron (ScopusID: [43861832300](https://www.scopus.com/authid/detail.uri?authorId=43861832300))

([http://www.scopus.com/authid/detail.uri?](http://www.scopus.com/authid/detail.uri?authorId=43861832300)

[authorId=43861832300](http://www.scopus.com/authid/detail.uri?authorId=43861832300))

Universidad Autonoma de Chihuahua, Graduate Program in Food Science and Technology, Chihuahua, Mexico, Mexico



Prof Ahmad bin Jusoh (ScopusID: [57202652904](https://www.scopus.com/authid/detail.uri?authorId=57202652904))

([http://www.scopus.com/authid/detail.uri?](http://www.scopus.com/authid/detail.uri?authorId=57202652904)

[authorId=57202652904](http://www.scopus.com/authid/detail.uri?authorId=57202652904))

Faculty of Science and Technology, Universiti Malaysia Terengganu, Malaysia, Malaysia

Dr. Suryadi Ismadji

(Scopus h-index=19), Department of Chemical Engineering, Widya Mandala Surabaya Catholic University, Kalijudan 37, Surabaya 60114 Indonesia, Indonesia

Dr Made Tri Ari Penia Kresnowati (ScopusID: [8639247200](https://www.scopus.com/authid/detail.uri?authorId=8639247200))

([http://www.scopus.com/authid/detail.uri?](http://www.scopus.com/authid/detail.uri?authorId=8639247200)

[authorId=8639247200](http://www.scopus.com/authid/detail.uri?authorId=8639247200))

Department of Chemical Engineering, Bandung Institute of Technology (ITB), Indonesia

Dr. Muhammad Dani Supardan (ScopusID: [6506563268](https://www.scopus.com/authid/detail.uri?authorId=6506563268))

(<http://www.scopus.com/authid/detail.uri?authorId=6506563268>)


 (<http://orcid.org/0000-0002-1665-9024>) Department of Chemical Engineering University of Syiah Kuala, Indonesia

Dr Widayat Widayat (ScopusID: [36715625400](http://www.scopus.com/authid/detail.uri?authorId=36715625400))
(<http://www.scopus.com/authid/detail.uri?authorId=36715625400>)

(Scopus ID: 36715625400 H-index 5) Department of Chemical Engineering Faculty of Engineering Diponegoro University Semarang, Indonesia



Dr. Nita Aryanti (ScopusID: [25639393400](http://www.scopus.com/authid/detail.uri?authorId=25639393400))
(<http://www.scopus.com/authid/detail.uri?authorId=25639393400>)



 (<http://orcid.org/0000-0002-1999-4442>)
Department of Chemical Engineering Faculty of Engineering Diponegoro University Semarang, Indonesia

Dr. Dyah Hesti Wardhani (ScopusID: [24075014500](http://www.scopus.com/authid/detail.uri?authorId=24075014500))
(<http://www.scopus.com/authid/detail.uri?authorId=24075014500>)
Department of Chemical Engineering Faculty of Engineering Diponegoro University Semarang Indonesia

Associate Editors

Dr. Aprilina Purbasari
Department of Chemical Engineering, Diponegoro University, Indonesia

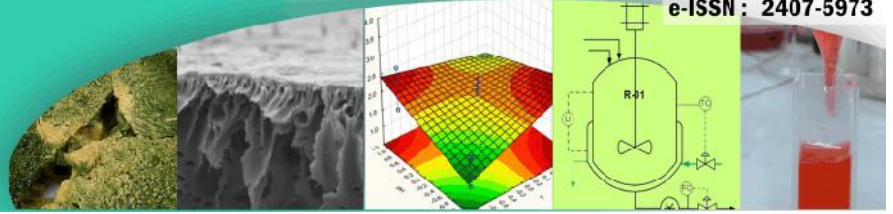
Dr. Dessy Ariyanti (ScopusID: [55643341700](http://www.scopus.com/authid/detail.uri?authorId=55643341700))
(<http://www.scopus.com/authid/detail.uri?authorId=55643341700>)

 (<https://orcid.org/0000-0003-3490-5492>) 
(<https://publons.com/researcher/https://publons.com/researcher/1728085>)
Department of Chemical Engineering, Diponegoro University, Indonesia, Indonesia

JURNAL REAKTOR (p-ISSN: 0852-0798; e-ISSN: 2407-5973)
Published by **Departement of Chemical Engineering, Diponegoro University**
(<http://tekim.undip.ac.id/v1/>)

00170253 (<http://statcounter.com/>) View My Stats (<http://statcounter.com/p10234772/?guest=1>)

Copyright ©2021 **Universitas Diponegoro** (<https://www.undip.ac.id>). Powered by **Public Knowledge Project OJS** (<https://pkp.sfu.ca/ojs/>) and **Mason Publishing OJS theme** (<https://github.com/masonpublishing/OJS-Theme>).



User

Username

Password

Remember me

Login

Reaktor PROFILE

Citedness by SCOPUS

Number of document 298

View the SCOPUS secondary document

(<https://drive.google.com/file/d/1pc6xJdewV2Ovav3nxMnzf-jWnr8NPGbS/view?usp=sharing>)

Google Scholar Profile:

Number of Citation 991

h-index 15

i10-index 25

Please visit the **Google Scholar citation** (<https://scholar.google.com/citations?user=8mHEi88AAAAJ&hl=en/>)

Journal Content

Search

Search Scope

All ▼

Search

Browse

- [By Issue \(https://ejournal.undip.ac.id/index.php/reaktor/issue/archive\)](https://ejournal.undip.ac.id/index.php/reaktor/issue/archive)
- [By Author \(https://ejournal.undip.ac.id/index.php/reaktor/search/authors\)](https://ejournal.undip.ac.id/index.php/reaktor/search/authors)
- [By Title \(https://ejournal.undip.ac.id/index.php/reaktor/search/titles\)](https://ejournal.undip.ac.id/index.php/reaktor/search/titles)
- [Other Journals \(https://ejournal.undip.ac.id/index.php/index/search\)](https://ejournal.undip.ac.id/index.php/index/search)
- [Categories \(https://ejournal.undip.ac.id/index.php/index/search/categories\)](https://ejournal.undip.ac.id/index.php/index/search/categories)

Notifications

- [View \(https://ejournal.undip.ac.id/index.php/reaktor/notification\)](https://ejournal.undip.ac.id/index.php/reaktor/notification)
- [Subscribe \(https://ejournal.undip.ac.id/index.php/reaktor/notification/subscribeMailList\)](https://ejournal.undip.ac.id/index.php/reaktor/notification/subscribeMailList)

People > [Editorial Team \(https://ejournal.undip.ac.id/index.php\)](https://ejournal.undip.ac.id/index.php)
[Peer Reviewers \(https://ejournal.undip.ac.id/index.ph](https://ejournal.undip.ac.id/index.php)

Peer Reviewers

Prof. Dr. Ir. Widodo W Purwanto, DEA

(Scopus ID: 25652191900 H-index 2) Department of Chemical Engineering University of Indonesia

Dr. Mohamad Djaeni

(Associate Editor) (SCOPUS ID = 16027817500) Department of Chemical Engineering, Diponegoro University, Indonesia


Prof. Dr. Jasruddin D Malago

Pasca Sarjana (Departemen Fisika) Universitas Negeri Makassar, Indonesia

Agus Purwanto

Department of Chemical Engineering, Faculty of Engineering, Sebelas Maret University, Jl. Ir. Sutami 36 A, Surakarta, Central Java 57126, Indonesia

Dr. Muhammad Syahrir, S.Pd., M.Si. (ScopusID: [57202600013 \(http://www.scopus.com/authid/detail.uri?authorId=57202600013\)](http://www.scopus.com/authid/detail.uri?authorId=57202600013))

 (<https://orcid.org/0000-0003-0326-3773>) Department of Chemistry FMIPA Makassar State University, Indonesia



Dr. Anton Irawan (ScopusID: [9637080100](https://www.scopus.com/authid/detail.uri?authorId=9637080100)
(<http://www.scopus.com/authid/detail.uri?authorId=9637080100>))

Jurusan Teknik Kimia, Sultan Ageng Tirtayasa
University, Banten, Indonesia

Dr. Tri Winarni Agustini

(Scopus ID 6505955290 H-index =3) Department of Fishery
Product Technology Diponegoro University


Prof. Dr. S Subaer

Jurusan Fisika FMIPA Universitas Negeri Makassar,
Indonesia

Dr Uripto Trisno Santoso

Universitas Lambung Mangkurat, Indonesia


Prof. Dr., M.Si Heri Sutanto (ScopusID: [55786780900](https://www.scopus.com/authid/detail.uri?authorId=55786780900)
(<http://www.scopus.com/authid/detail.uri?authorId=55786780900>))

 (<http://orcid.org/0000-0003-3404-0337>) Department of
Physics, Universitas Diponegoro, Semarang, Indonesia

Dr. Sudarno Sudarno

Jurusan Teknik lingkungan fakultas Teknik Universitas
Diponegoro

Dr. Jamari Jamari (ScopusID: [13404591200](https://www.scopus.com/authid/detail.uri?authorId=13404591200)
(<http://www.scopus.com/authid/detail.uri?authorId=13404591200>))

 (<http://orcid.org/0000-0002-6172-2635>) Department of
Mechanical Engineering Diponegoro University, Indonesia

Prof. Lieke Riadi Ph.D

Scopus ID. ID: 7801522796 H-index=2 Department of
Chemical Engineering University of SUrabaya

Prof. Dr. Sutasno Kartoharjono

Department of Chemical Engineering University of
Indonesia, Indonesia

Prof. Dr. Heru Setyawan

Department of Chemical Engineering, Institut Teknologi
Sepuluh Nopember, Indonesia

Prof. Dr. P. Purwanto (ScopusID: [57191578095](https://www.scopus.com/authid/detail.uri?authorId=57191578095)
(<http://www.scopus.com/authid/detail.uri?authorId=57191578095>))

Chemical Engineering Dept, Diponegoro University,
Indonesia

Prof. Dr. Herri Susanto

Department of Chemical Engineering, Institut Teknologi
Bandung, Bandung 40132, Indonesia

Prof.Dr. Johnner P Sitompul

(SCOPUS ID= 9639320500, H-Index=3), Department of Chemical Engineering, Bandung Institute of Technology (ITB), Indonesia

Prof. Dr. Ir., DEA Bakti Jos (ScopusID: **6504829936**
(<http://www.scopus.com/authid/detail.uri?authorId=6504829936>))

Department of Chemical Engineering Faculty of Engineering Diponegoro University Semarang, Indonesia

Prof. Dr. Ir. Abdullah MS

Department of Chemical Engineering Faculty of Engineering Diponegoro University Semarang Indonesia

Prof. Dr. Ir. Tjandra Setiadi

(Scopus ID ID: 6602315331 H-index 4) Department of Chemical Engineering, Bandung Institute of Technology (ITB), Indonesia

Prof. Dr. Suryo Purwono

(Scopus ID: 6506448140 H-index 1) Department of Chemical Engineering, Gadjah Mada University, Yogyakarta, Indonesia

Prof. Ir. Rochmadi SU, PhD

(Scopus ID: 25631376700 H-index 6) Department of Chemical Engineering, Gadjah Mada University, Yogyakarta, Indonesia

Prof. Dr. Ir. M Nasikin, M. Eng.

(Scopus ID: 36608880800 H-index 1) Department of Chemical Engineering University of Indonesia


Dr. I Nyoman Widiassa

(Scopus ID: H-index) Department of Chemical Engineering Faculty of Engineering Diponegoro University Semarang Indonesia

Dr. S Sarto


Department of Chemical Engineering, Gadjah Mada University, Yogyakarta, Indonesia

Dr. Nyoman Puspa Asri (ScopusID: **55643845500**
(<http://www.scopus.com/authid/detail.uri?authorId=55643845500>))

 (<http://orcid.org/0000-0003-2779-6195>) WR. Supratman UNiversity (UNIPRA), Indonesia



Dr Sulardjaka Sulardjaka (ScopusID: **37020515100**
(<http://www.scopus.com/authid/detail.uri?authorId=37020515100>))



 (<https://orcid.org/0000-0001-8273-0469>)

Department of Mechanical Engineering Diponegoro University, Indonesia

Dr Silviana Silviana

Department of Chemical Engineering Faculty of Engineering Diponegoro University Semarang Indonesia, Indonesia

Prof. Dr. H. Hadiyanto (ScopusID: **7409585558**
(<http://www.scopus.com/authid/detail.uri?authorId=7409585558>))

 (<http://orcid.org/0000-0003-0074-7078>) 

(<https://publons.com/researcher/1269176>) Center of Biomass and Renewable Energy (CBIORE), Diponegoro University, Indonesia

Dr Muhammad Sahlan

(Scopus ID: 8730419900 H-index 3) Department of Chemical Engineering University of Indonesia, Indonesia

Dr. Ir. Ratnawati MT

Department of Chemical Engineering Faculty of Engineering Diponegoro University Semarang Indonesia

Dr Kusmiyati Kusmiyati

Univeristy Muhammadiyah Surakarta, Indonesia

Ir. Hary Sulisty, SU., Ph.D

Jurusan Teknik Kimia UGM, Indonesia

JURNAL REAKTOR (p-ISSN: 0852-0798; e-ISSN: 2407-5973)

Published by **Departement of Chemical Engineering, Diponegoro University**
(<http://tekim.undip.ac.id/v1/>)

08178253 (<http://statcounter.com/>) **View My Stats** (<http://statcounter.com/p10234772/?guest=1>)

Copyright ©2021 **Universitas Diponegoro** (<https://www.undip.ac.id>). Powered by **Public Knowledge Project OJS** (<https://pkp.sfu.ca/ojs/>) and **Mason Publishing OJS theme** (<https://github.com/masonpublishing/OJS-Theme>).

Comparative Analysis Between PI Conventional and Cascade Control in Heater-PFR-Series

Dedy Kristanto^{1*)}, and Yulius Dedy Hermawan^{2*)}

¹⁾Department of Petroleum Engineering, Faculty of Mineral Technology, Universitas Pembangunan Nasional “Veteran” Yogyakarta

Jl. SWK 104 (Lingkar Utara), Condongcatur, Yogyakarta

²⁾Department of Chemical Engineering, Faculty of Industrial Engineering, Universitas Pembangunan Nasional “Veteran” Yogyakarta

Jl. SWK 104 (Lingkar Utara), Condongcatur, Yogyakarta

*)Corresponding author: dedikristanto@upnyk.ac.id

(Received: May 16, 2020 Accepted: August 03, 2020)

Abstract

The processes of heater-reactor-series are often used in the chemical process industries. Since the reactor outlet temperature increases as a result of the exothermic reaction, this temperature needs to be maintained below the upper temperature limit in order to reduce the formation of by-product and to prevent fouling in the next process heat exchangers. The goals of this work are to propose the new cascade controller and to compare with the previous Proportional-Integral (PI) controller in heater-plug-flow-reactor-series (Heater-PFR-series) to produce benzene through the reaction of hydrodealkylation of toluene (HDA). The three control models will be discussed in this paper. Model A is the previous PI controller to keep the reactor inlet temperature, model B is the new PI controller to maintain the reactor outlet temperature, and model C is the new Cascade controller to keep both reactor outlet and inlet temperatures. The main disturbance of feed flowrate was made to examine the three control models. The three control models were rigorously examined in UniSim Design R451. The PI control parameters were tuned by using “autotuner” mode of UniSim. As shown in dynamic simulation study, the three control models with its tuning parameters gave the fast and stable responses. Integral of the absolute value of the error (IAE) at the reactor outlet temperature for model A, B, and C are 3305, 2487, and 931 °C, respectively. This study revealed that model C (Cascade) acted very well to the main disturbance change in feed flowrate, responses of model C were better and faster than those in A and B.

Keywords: cascade control; dynamic simulation; PFR; PI conventional; UniSim

How to Cite This Article: Kristanto, D., and Hermawan, Y.D (2020), Comparative Analysis Between PI Conventional and Cascade Control in Heater-PFR-Series, Reaktor, 20(3), 129-137, <https://doi.org/10.14710/reaktor.20.3.129-137>

INTRODUCTION

The process of heater-reactor-series is frequently met in the chemical process industries, such as isomerization process to convert normal butane into isobutane, hydrodealkylation of toluene (HDA) to

produce benzene, and vinyl acetate process (Luyben *et al.*, 1999). However, the outlet and inlet reactor temperatures really affect the reactor performance and the produced products. The reactor temperature that is out of range can cause the problems, for example the

reactor temperature should not be higher than upper limit to avoid the formation of by-product or damage to the catalyst. And vice versa, the reactor temperature that is less than lower limit can reduce the rate of reaction, so that the main-product will decrease. When the disturbance enters the reactor, it has to propagate through the reactor and make the reactor outlet temperature deviate from its desired value before feedback controller takes corrective action. This motivates us to study the control strategies for a heater-reactor-series process, with implementation of feedback control (FBC) conventional and cascade control strategies, in order to achieve the desired operating conditions, and the fast and stable responses.

There have been many contributions to the design of cascade control. To name but a few, far back to year of 1988, Yu (1988) has proposed a design procedure based on the parallel cascade control structure for disturbance-rejection. Yu (1988) stated that the proposed approach offered a simple and effective alternative for disturbance-rejection. Urrea-García *et al.* (2015) has proposed the control structure which allows the controller to adapt to temperature error variations along the tubular reactor. They explored the application of a variable control structure for tubular reactors, based on multiple temperature measurements. Ahmed *et al.* (2013) has utilized cascade control strategy to control the temperature inside a jacketed exothermic continuous stirred tank reactor (CSTR). Recently, Ma *et al.* (2019) have studied on the output tracking with disturbance attenuation for cascade control systems subject to network constraint. They investigated the simultaneous design of the primary and the secondary controllers to achieve the output tracking performance of the networked cascade control system (NCCS) with disturbance attenuation.

Along with the growth of chemical process industries, the use of computational tools such as Matlab, Scilab, Aspen-Hysys, UniSim is therefore very important to carry out dynamic simulation and explore its dynamic behavior. Several studies (Hermawan and Haryono 2012, Hermawan and Puspitasari 2018, and Hermawan *et al.* 2016) have used Scilab to carry out steady state and dynamic simulation in a 10 L mixing tank. Hermawan (2005) has used Hysys to carry out both steady state and dynamic simulations in HDA process with energy integration schemes. Wongsri and Hermawan (2005) also utilized Hysys to examine the proposed control structure in a complex HDA plant. Wongsri and Hermawan (2005) has proposed heat pathway heuristics (HPH) in conjunction with the plantwide control procedure given by Luyben *et al.* (1997) to model heat pathway management systems and the control configuration of a complex energy integrated HDA plant. The comparison between SIMULINK and HYSYS simulation and control in CSTR has been presented by Taimor (2016). He pointed that SIMULINK as laboratory tool presented higher satisfaction with HYSYS. Recently, Hermawan

(2020) has comprehensively explained the use of UniSim in steady state mode.

The goal of this work is to device control configurations in heater-plug-flow-reactor-series (Heater-PFR-Series) to produce benzene through the HDA reaction. Proportional-Integral (PI) conventional and Cascade control configurations will be used and compared for controlling the reactor outlet/inlet temperature. The three control models will be used in the heater-PFR-series. Model A is the previous PI controller to keep the reactor inlet temperature that be presented by Hermawan (2005), Wongsri and Hermawan (2005), and Luyben (2002). Model B is the new PI controller to maintain the reactor outlet temperature, and model C is the new Cascade controller to keep both reactor outlet and inlet temperatures. The main disturbance of feed flowrate would be made to examine the three control models. UniSim Design R451 simulator from Honeywell is utilized to carry out both the steady state and dynamic simulations.

MATERIAL AND METHOD

This work will be carried out through literature study and process simulation using UniSim Design R451 simulator. The HDA process to produce benzene at high reactor temperature is chosen as a case study. In order to achieve the desired goals, this work is carried out through the following stages:

Steady State Simulation

First, a steady-state model of Heater-PFR-Series is built in UniSim, using equipment design information, mainly taken from Hermawan (2005) and Luyben *et al.* (1999). The Peng-Robinson model is chosen in this simulation for the calculation of the physical properties because of its reliability in predicting the properties of most hydrocarbon-based fluids over a wide range of operating conditions (Wongsri and Hermawan, 2005). UniSim flowsheet of Heater-PFR-Series is shown in Figure 1.

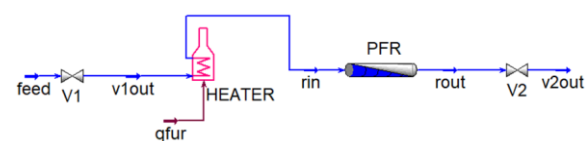
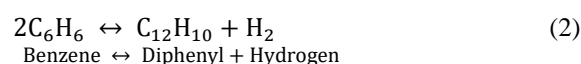
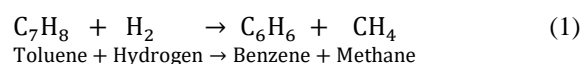


Figure 1. UniSim flowsheet of Heater-PFR-series

The feed stream with conditions as shown in Table 1 is heated in Heater until the target temperature of 1150 °F. Then, the heated stream from Heater is flowed to the PFR for doing the two vapor-phase reactions as written in equation (1) and (2).



Benzene is a main-product, while Methane and Diphenyl are by-products.

The two kinetic expressions are modeled with standard Arrhenius kinetic expression available in UniSim. The two-reaction rates (R_1 and R_2) are the functions of partial pressures (Luyben 2002) and given in equation (3) and (4).

Table 1. Feed conditions

Stream Name	feed
Temperature [F]	1100
Pressure [psia]	556
Molar Flow [lbmol/hr]	5000
Component mole fraction:	
Hydrogen	0.4169
Methane	0.4922
Benzene	0.0080
Toluene	0.0829
Diphenyl	0.0000

$$R_1 = \left(3.686 \times 10^6 e^{-\frac{90800}{RT}}\right) P_T P_H^{0.5} \quad (3)$$

$$R_2 = \left(9 \times 10^4 e^{-\frac{90800}{RT}}\right) P_B^2 - \left(2.553 \times 10^5 e^{-\frac{90800}{RT}}\right) P_D P_H \quad (4)$$

where the reaction base is partial pressure (psia), vapor phase, R_1 and R_2 have units of lbmole/cuft/minute. P_T , P_H , and P_D are partial pressure of Toluene, Hydrogen, and Diphenyl, respectively (in psia). Activation energy (E) is in Btu/lbmole and the temperature is in Rankin.

For further dynamic simulation, we need some informations about equipment's specification. These specifications is directly taken from Luyben *et al* 1999, Hermawan 2005, Luyben 2002, and Wongsri and Hermawan 2005. The specifications of PFR, and Heater are listed in Table 2, and 3, respectively. PFR has pressure drop of 17 psig and is operated adiabatically. Heater has volume of 300 cuft and pressure drop of 5 psig.

Table 2. PFR specification and operating condition

Temperature (F)	1150
Pressure (psia)	521
Diameter (in)	9.53
Length (ft)	57
Pressure drop (psi)	17
Process	adiabatic

Table 3. Heater's specification

Model	Supplied duty
Pressure drop (psig)	5
Volume (cuft)	300

The plumbing system, specifically control valve, need to be inserted in UniSim flowsheet before switching to dynamics (Luyben, 2002). We choose Masoneilan Valve with type of DP Globe, V-Port, and *quick opening*. The valve coefficient (C_v) can be obtained by using "size valve" menu available in UniSim. The control valve's specifications are listed in Table 4.

Table 4. Control valve's specification

Valve	Stream	Press. Drop (psi)	C_v (USGPM)	Size (in)
V1	feed	30	471.2	10
V2	rout	30	514.8	10

Design of Control Configuration

The FBC with PI-Conventional and Cascade control model would be applied to Heater-PFR-Series. In general, there are three controllers in Heater-PFR-Series, they are Flow Controller (FC), Temperature Controller (TC), and Pressure Controller (PC), for maintaining the feed flowrate, the reactor outlet/inlet temperature, and the reactor outlet pressure, constant at its set-point, respectively. In order to compare with the previous work, the three control models, i.e. model A, B, and C, are proposed in this work.

Model A

Figure 2 shows the model A in the control configuration of Heater-PFR-Series. Model A is PI controller in the reactor inlet temperature as given by the previous work of Luyben 1999, Hermawan 2005, Luyben 2002, and Wongsri and Hermawan 2005. The control configuration in model A has the following loops:

1. Feed stream is flow controlled by controller FC1. The output (OP) target of FC1 is valve V1.
2. The reactor inlet temperature (T_{rin}) is controlled by controller TC1, and its OP target is heater duty (q_{fur}). Direct Q model is selected to control T_{rin} by manipulating a heat removal rate (q_{fur}). Range of q_{fur} is in between 0 and 8 MMBtu/hr.
3. The reactor outlet pressure is controlled by controller PC1. The OP signal changes the position of valve V2, which manipulates the reactor outlet flowrate ("rout" flowrate).

In Model A, controller TC1 is used to keep the reactor inlet temperature (T_{rin}) constant at its set-point and lets the reactor outlet temperature (T_{rout}) changes as the input disturbance changes. Therefore, this can cause the reactor outlet temperature to rise higher than the upper temperature limit due to the exothermic reaction. This comes up the problems, namely the formation of by-products and fouling in the next process heat exchangers (Luyben *et al* 1999).

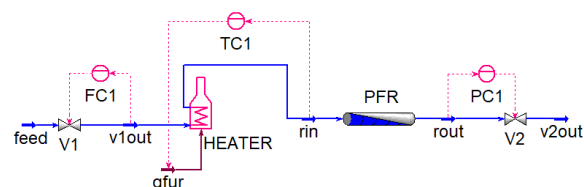


Figure 2. Model A in the control configuration of Heater-PFR-Series

Model B

The model B in the control configuration of Heater-PFR-Series is shown in Figure 3. The model B

is similar with model A, except in the controller TC1. In model B, controller TC1 is used to keep temperature T_{rout} constant at its set-point and lets temperature T_{rin} changes as the input disturbance changes. Therefore, controller TC1 will react only the process has been upset (Smith and Corripio, 1997).

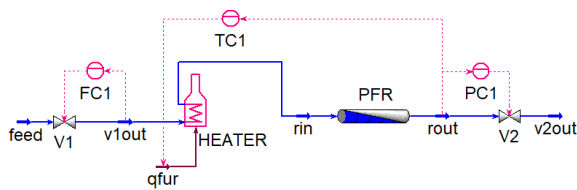


Figure 3. Model B in the control configuration of Heater-PFR-Series

Model C

Model C is shown in Figure 4. The model C is similar with models A and B, except in the controller TC1. In order to overcome the disadvantage of PI-Conventional, a secondary measurement and a secondary feedback controller should be employed. These secondary instruments are used to measure and control temperature T_{rin} , so that it recognizes the upset condition sooner. This approach is called Cascade control (Seborg *et al.*, 2011). In Cascade control configuration, there is one manipulated variable, i.e. heater duty q_{fur} and two measurements, i.e. temperatures T_{rout} and T_{rin} .

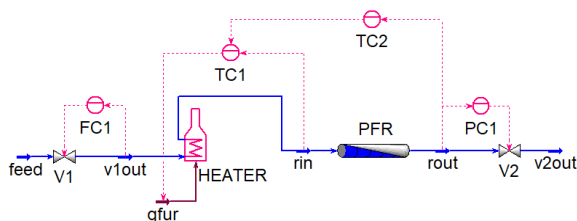


Figure 4. Model C in the control configuration of Heater-PFR-Series

Dynamic Simulation

First of all, before switching to dynamics, the equipments' size and the plumbing must be specified. The Unisim Dynamic Assistant can be used to know the lack of required data or information in dynamic simulation. Dynamic Assistant will give some suggestions or considerations so that dynamic simulation can be carried out well.

Another important thing to support dynamic simulation is the value of FBC parameters, such as proportional gain (K_c), integral time constant (τ_i), and derivative time constant (τ_D). The value of these parameters greatly affects the stability of the control system. The PI controller would be used in Heater-PFR-Series. Therefore, the only two parameters, i.e. K_c and τ_i , need to be tuned properly. The PI controller parameters are tuned by using "autotuner" mode of UniSim, and its results are directly used in dynamic simulation.

In order to examine the three models of control configurations and evaluate the resulted PI controller parameters, the closed loop dynamic simulation should be carried out. In addition, the closed loop dynamic simulation is also aimed to examine the robustness of the three models of control configurations to a change in input disturbance. In this work, the feed flowrate (f_{feed}) is selected as a main disturbance variable because it often occurs in the chemical plant especially when it wants to increase or decrease the rate of production. In addition, the other variable disturbance, i.e. the feed temperature (T_{feed}) is also made just to explore its dynamic behavior. The two disturbances are made based on step fuction.

RESULTS AND DISCUSSION

Steady State Simulation Results

For heating of feed stream 5000 lbmole/hour from 1100 °F to 1150 °F, the heater duty (q_{fur}) is 4.05 MMBtu/hour. After heating process, the feed stream enters PFR to carry out the two reactions. The conversion of the first and second reaction are $X_1=69.60\%$ and $X_2=24.22\%$, respectively. Since the first reaction is exothermic (heat of reaction -18000 Btu/lbmole), and the second is slightly edothermic (heat of reaction 3500 Btu/lbmole), the reactor outlet temperature rises to 1222 °F.

These steady state simulation results of PFR are compared with those in Hermawan (2005) and Luyben (2002). The HYSYS simulator was used in both Hermawan (2005) and Luyben (2002). These results are the same as those given by Hermawan (2005) and Luyben (2002). The steady state simulation results of Heater-PFR can be viewed in UniSim workbook as shown in Figure 5.

Name	feed	rout	v1out	v2out	rin
Vapour Fraction	1,0000	1,0000	1,0000	1,0000	1,0000
Temperature [F]	1100	1222	1100	1222	1150
Pressure [psia]	556,0	504,0	526,0	474,0	521,0
Molar Flow [lbmole/hr]	5000	5000	5000	5000	5000
Mass Flow [lb/hr]	8,500e+004	8,500e+004	8,500e+004	8,500e+004	8,500e+004
Heat Flow [MMBtu/hr]	-3,132	0,9235	-3,132	0,9235	0,9235
Master Comp Mole Frac (Hydrogen)	0,416900	0,360172	0,416900	0,360172	0,416900
Master Comp Mole Frac (Methane)	0,492200	0,549897	0,492200	0,549897	0,492200
Master Comp Mole Frac (Benzene)	0,008000	0,063760	0,008000	0,063760	0,008000
Master Comp Mole Frac (Toluene)	0,082900	0,025203	0,082900	0,025203	0,082900
Master Comp Mole Frac (BIPhenyl)	0,000000	0,000969	0,000000	0,000969	0,000000

Figure 5. Workbook of Heater-PFR-Series

Controller Acting and Tuning Results

Another important thing for dynamic simulation is selection of controller action. There are two types of controller actions, they are reverse and direct. The flow controller (FC1) would be reverse acting since an increase in flow should result in moving the valve V1 toward the closed position (increasing PV decreases OP). The reactor inlet/outlet temperature controllers (TC1/TC2) would also be reverse acting, increasing the reactor inlet/outlet temperature (PV) decreases the heater duty (OP). Unlike FC1, TC1, and TC2, the reactor outlet pressure controller (PC1) would be direct acting since an increase in pressure should result in moving the valve V2 toward the open position (increasing PV increases OP). The actions of controllers in all models are shown in Table 5 to 7.

Table 5. Controller's parameters in model A

Controller	Action	Kc	τ_I (minute)	Set-point
FC1	Reverse	0.102	4.12E-3	5000 lbmole/hr
TC1	Reverse	1.74	8.27E-2	1150 °F
PC1	Direct	4.08	3.11E-2	504 psia

Table 6. Controller's parameters in model B

Controller	Action	Kc	τ_I (minute)	Set-point
FC1	Reverse	0.102	4.12E-3	5000 lbmole/hr
TC1	Reverse	0.639	1.68	1221 °F
PC1	Direct	4.08	3.11E-2	504 psia

Table 7. Controller's parameters in model C

Controller	Action	Kc	τ_I (minute)	Set-point
FC1	Reverse	0.102	4.12E-3	5000 lbmole/hr
TC1	Reverse	1.74	8.27E-2	Remote set-point
TC2	Reverse	0.132	1.83	1221 °F
PC1	Direct	4.08	3.11E-2	504 psia

The controller parameters, i.e. proportional gain (K_c), and integral time constant (τ_I), must be tuned well before carry out dynamic simulations. The values of K_c and τ_I resulted by "autotuner" mode of UniSim for model A, B, and C are listed in Table 5, 6, and 7, respectively. These results are then directly used in dynamic simulation. Other than that, the ranges of sensor/transmitter should also be determined, and the ranges are listed in Table 8.

Table 8. Range of CV (PV)

Controller	Range	Unit
FC1	3000 - 7000	lbmole/hr
TC1	900 - 1400	°F
TC2	900 - 1400	°F
PC1	404 - 604	psia

Dynamic Simulation Results

In order to examine the three models of control configurations and to evaluate the resulted controller parameters, two disturbance system are made and discussed as follows:

Dynamic Responses to a Set-point Changes in Controller FC1

The main disturbance of set-point changes in controller FC1 as shown in Figure 6 can be made as follows:

- At time equal 10 minutes, the set-point of feed flow controller FC1 is changed from 5000 lbmole/hour to 6000 lbmole/hour.
- At time equal 60 minutes, the set-point of FC1 is changed from 6000 lbmole/hour to 4000 lbmole/hour.

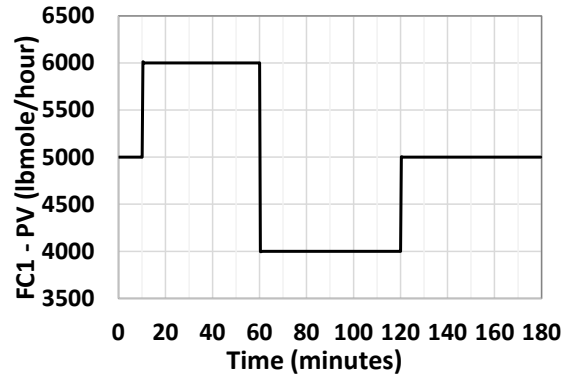


Figure 6. Set-point Changes in Controller FC1

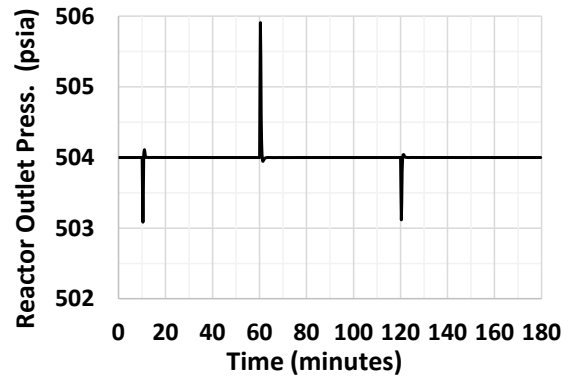


Figure 7. Dynamic Response of Reactor Outlet Pressure to Set-point Changes in Controller FC1

- At time equal 120 minutes, the set-point of FC1 is changed from 4000 lbmole/hour to 5000 lbmole/hour.

Dynamic responses of control system in Heater-PFR-Series to set-point changes in controller FC1 are shown in Figure 7 to 12. The reactor outlet pressure P_{out} (Figure 7) decreases (and increases) as feed flowrate increases (and decreases), but controller PC1 can return the pressure P_{out} to its set point of 504 psia quickly.

Figure 8 and 9 show dynamic response of the reactor outlet (T_{out}) and inlet (T_{in}) temperature to set-point changes in controller FC1. In general, first the temperatures T_{out} and T_{in} drop as the feed flowrate increases, and then their values can be returned to their set-points by increasing heater duty (q_{fur}) from to 4.05 to 5.40 MMBtu/hour as shown in Figure 10. As can be seen in Figures 11 and 12, the conversions of the first and second reactions (X_1 and X_2) decrease as the reactor temperature decreases. When the feed flowrate decreases from 6000 to 4000 lbmole/hour at time equals 60 minutes (Figure 6), the temperatures T_{out} and T_{in} (Figures 8 and 9), and the conversions X_1 and X_2 (Figures 11 and 12) increase quickly, and their values can be returned to their set-points by decreasing the heater duty (Figure 10).

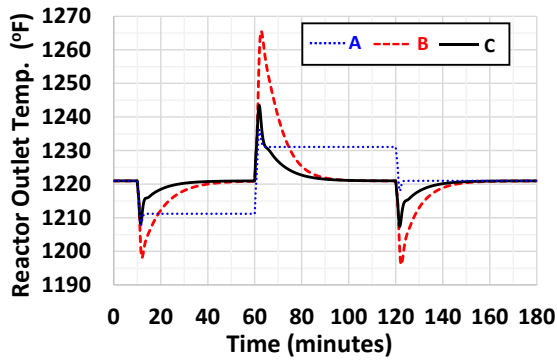


Figure 8. Dynamic Response of Reactor Outlet Temperature to Set-point Changes in Controller FC1

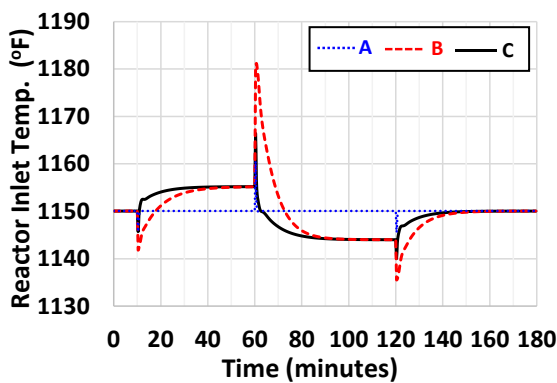


Figure 9. Dynamic Response of Reactor Inlet Temperature to Set-point Changes in Controller FC1

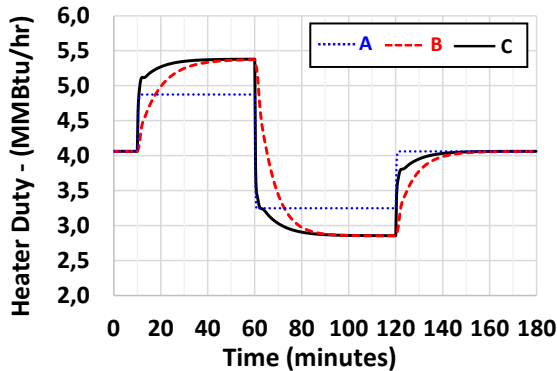


Figure 10. Dynamic Response of Heater Duty to Set-point Changes in Controller FC1

The comparison of dynamic responses between the previous work in model A (PI controller of the reactor inlet temperature) and the current work in model B (PI controller of the reactor outlet temperature) and C (Cascade controller of both the reactor outlet and inlet temperatures) are represented by the dotted, dashed and solid line, respectively (Figures 8 to 12). But model B produces a bigger overshoot than model A and C. The performance of control models can be determined by calculating the integral of the absolute value of the error (IAE). The calculated IAE at the reactor outlet temperature for model A, B, and C are 3305, 2487, and

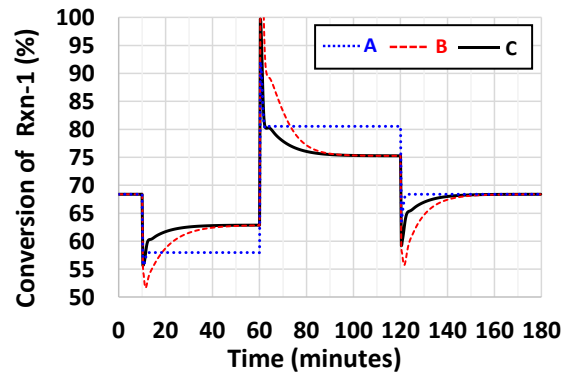


Figure 11. Dynamic Response of Conversion of Reaction-1 to Set-point Changes in Controller FC1.

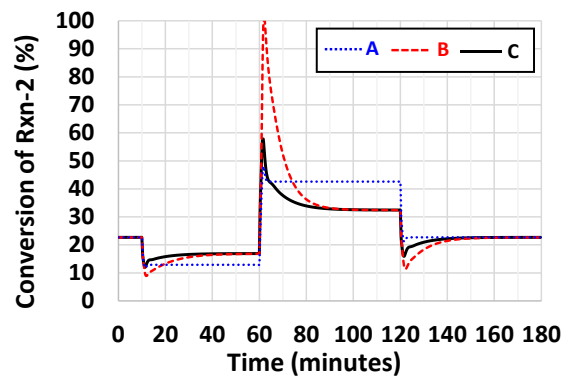


Figure 12. Dynamic Response of Conversion of Reaction-2 to Set-point Changes in Controller FC1

931 °C, respectively. This indicates that the dynamic responses of model C are faster than models A and B.

At time 60 to 120 minutes, the conversion X_2 resulted by model A is bigger than that resulted by model C (Figure 12). This implies that PI conventional produces more by-product (Diphenyl) than Cascade. Cascade can improve the response of PI Conventional by measuring temperature T_{rin} and taking control action before its effect has been felt by the reacting mixture in PFR. Under cascade configuration, the effect of the disturbance on the primary plant is consequently suppressed by the fast dynamics of the secondary controller. This agree with those in Stephanopoulos (1984), Smith and Corripio (1997), and Ma *et al* (2019).

Dynamic Responses to Disturbance Changes in Feed Temperature

In addition, the other disturbance, i.e. the feed temperature was also made just to explore the dynamic behaviour of the three control models. Disturbance changes in the feed temperature as shown in Figure 13 can be made as follows:

- At time equal 10 minutes, the feed temperature is changed from 1100 °F to 1110 °F.
- At time equal 60 minutes, the feed temperature is changed from 1110 °F to 1090 °F.
- At time equal 120 minutes, the feed temperature is changed from 1090 °F to 1100 °F.

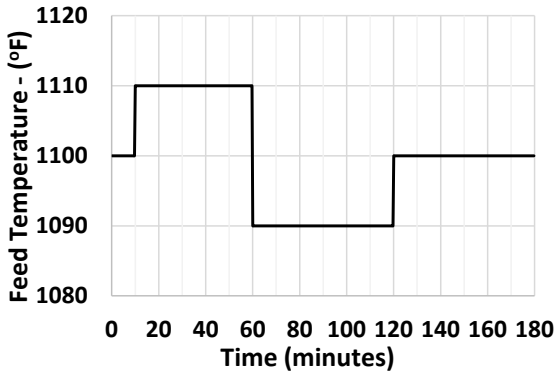


Figure 13. Disturbance Changes in Feed Temperature

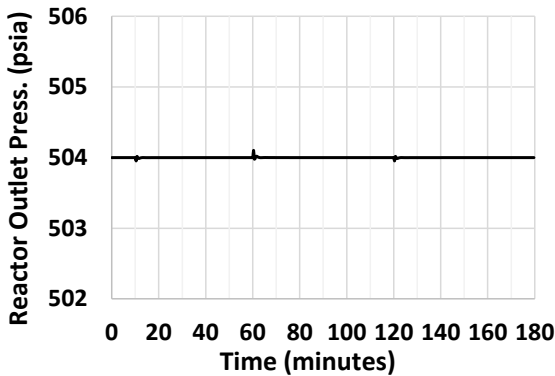


Figure 14. Dynamic Response of Reactor Outlet Pressure to Disturbance Changes in Feed Temperature

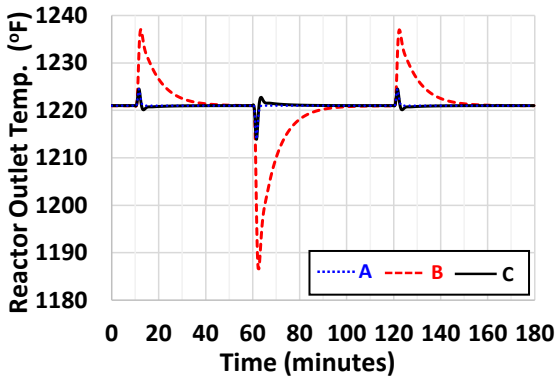


Figure 15. Dynamic Response of Reactor Outlet Temperature to Disturbance Changes in Feed Temperature

Figures 14 to 19 show dynamic responses of control system in Heater-PFR-Series to disturbance changes in the feed temperature. Dynamic response of the reactor outlet pressure P_{rout} (Figure 14) is very fast. Controller PC1 can maintain P_{rout} at its set point of 504 psia well.

Dynamic responses of the reactor outlet and inlet temperature (T_{rout} and T_{rin}) to disturbance changes in the feed temperature are shown in Figure 15 and 16, respectively. In general, first the temperatures T_{rout} and T_{rin} increase as the feed temperature increases, and then their values can be returned to their set-points by

decreasing heater duty (q_{fur}) from to 4.05 to 3.25 MMBtu/hour as shown in Figure 17. The conversions of the first and second reactions (X_1 and X_2) increase as the reactor temperature increases. When the feed temperature decreases from 1110 to 1090 °F at time equals 60 minutes (Figure 13), the temperatures T_{rout} and T_{rin} (Figures 15 and 16), and the conversions X_1 and X_2 (Figures 18 and 19) decrease quickly. However, the temperature controller can return values of the process variables to their set-points by increasing the heater duty (Figure 17).

Figures 15 to 19 also show the comparison of dynamic responses between models A, B and C. The dotted, dashed, and solid line in Figures 15 to 19 represent the responses of model A, B, and C, respectively. The dynamic responses of models A and C are very close. The PI conventional in model B produces a bigger overshoot than models A and C.

Again, the dynamic responses of Cascade are faster than PI Conventional. As shown in dashed line in Figure 18, model B produces a bigger overshoot than model C, the conversion X_1 resulted by model B is smaller than that resulted by model C. This implies that PI Conventional produces less main product (Benzene) than Cascade.

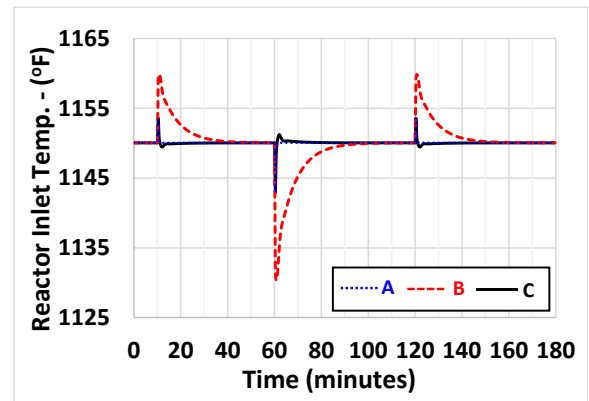


Figure 16. Dynamic Response of Reactor Inlet Temperature to Disturbance Changes in Feed Temperature

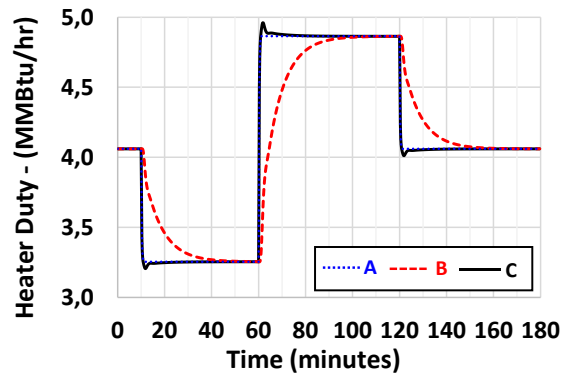


Figure 17. Dynamic Response of Heater Duty to Disturbance Changes in Feed Temperature

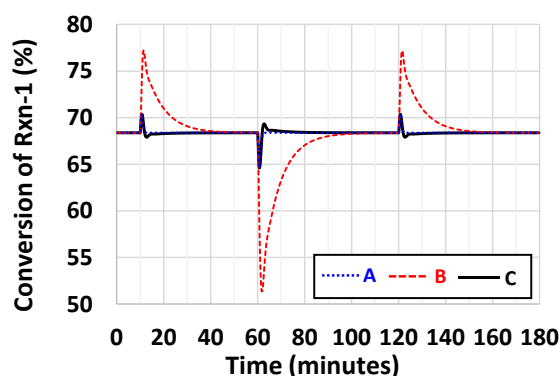


Figure 18. Dynamic Response of Conversion of Reaction-1 to Disturbance Changes in Feed Temperature

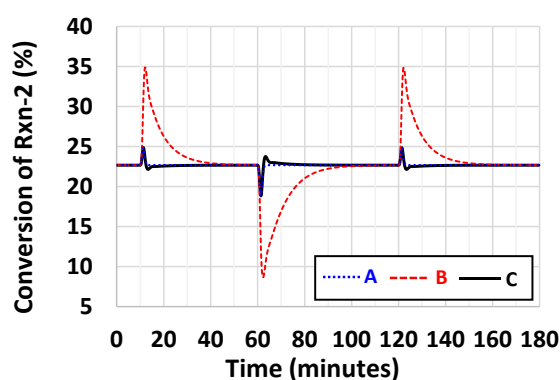


Figure 19. Dynamic Response of Conversion of Reaction-2 to Disturbance Changes in Feed Temperature

As explained in Seborg *et al.* (2011), a disadvantage of PI Conventional is that corrective action for disturbances does not begin until after the controlled variable deviates from the set point. Therefore, in order to overcome this problem, a secondary measurement point and secondary temperature feedback controller should be employed in the PFR. This approach is known as cascade control.

Cascade control system is often utilized when the output of the desired primary process is controlled by the output of a secondary control process. Under this configuration, the effect of the disturbance on the primary plant is consequently suppressed by the fast dynamics of the secondary controller (Ma *et al* 2019).

CONCLUSION

Study on the HDA process to produce benzene, tuning of PI parameters, dynamic simulation and control in Heater-PFR-series have been successfully done through the closed loop simulation using UniSim Design R451 simulator. The new control model of cascade control has been applied to Heater-PFR-Series and compared with the previous model of PI conventional control. The closed loop dynamic behaviors of the control models have also been explored and compared.

According to our dynamic simulation results, the resulted controller gains (K_c) and integral time constants (τ_i) were able to produce the fast and stable responses to the main disturbance of set-point changes in flow controller and the other disturbance change in feed temperature. The most robust control is obtained when a cascade control is employed. Cascade control can improve the response of PI conventional by measuring the reactor inlet temperature and taking control action before its effect has been felt by the reacting mixture in PFR.

ACKNOWLEDGEMENT

We appreciate the technical support on the use of the UniSim simulator from Honeywell.

NOTATION

- $E_{1,2}$: the activation energy of reaction 1, and 2 in Btu/lbmole.
- f_{feed} : the feed flowrate in lbmole/hour.
- K_c : controller gain
- P_B : the partial pressure of Benzene in psia
- P_D : the partial pressure of Diphenyl in psia
- P_H : the partial pressure of Hydrogen in psia
- P_{rout} : reactor outlet pressure in psia
- P_T : the partial pressure of Toluene in psia
- q_{fur} : the heater duty in MMBtu/hour
- $R_{1,2}$: the reaction rates of reaction 1, and 2 in lbmole/cuft/minute.
- R : constant of gas universal used in equation $R_{1,2}$.
- T : Gas temperature used in equation $R_{1,2}$ in Rankin.
- T_{feed} : the feed temperature in °C
- T_{rin} : the reactor inlet temperature in °C.
- T_{rout} : the reactor outlet temperature in °C.
- X_1 : the conversion of reaction-1 in %
- X_2 : the conversion of reaction-2 in %
- τ_i : integral time constant in minute
- τ_D : derivative time constant in minute

ABBREVIATION

- CV : Controlled Variable
- DV : Disturbance Variable
- FBC : Feedback Control
- FC : Flow Controller
- HDA : Hydrodealkylation of Toluene
- IAE : The Integral of the Absolute value of the Error
- MV : Manipulated Variable
- OP : Output
- PFR : Plug Flow Reactor
- PC : Pressure Controller
- PI : Proportional Integral
- PV : Process Variable
- SP : Set Point
- TC : Temperature Controller

REFERENCES

- Ahmed, A.O., Gasmelseed, G.A., Karama, A.B., and Musa A.E., (2013), Cascade Control of a Continuous Stirred Tank Reactor (CSTR), *Journal of Applied and Industrial Sciences*, 1(4), pp. 16-23.
- Hermawan, Y.D., (2020), *Simulasi Proses Steady dengan UniSim Design R451*, Pohon Cahaya, Yogyakarta, p. 12-22 and 56-62. (in Indonesian).
- Hermawan, Y.D., (2005), Design of Plantwide Control Structure of HDA Process with Energy Integration Schemes, *Dr. Eng. Dissertation*, Chulalongkorn University, Thailand.
- Hermawan, Y.D., and Haryono, G., (2012), Dynamic Simulation and Composition Control in A 10 L Mixing Tank, *Reaktor*, 14(2), pp. 95-100.
- Hermawan, Y.D., and Puspitasari, M., (2018), Tuning of PID Controller Using Open Loop On-Off Method and Closed Loop Dynamic Simulation in a 10 L Mixing Tank, *Contemporary Engineering Sciences*, 11(101), pp. 5027-5038.
- Hermawan, Y.D., Reningtyas, R., Kholisoh S.D., and Setyoningrum, T.M., (2016), Design of Level Control in A 10 L Pure Capacitive Tank: Stability Analysis and Dynamic Simulation, *International Journal of Science and Engineering (IJSE)*, 10(1), pp. 10-16.
- Luyben, W.L., (2002), *Plantwide Dynamic Simulators in Chemical Processing and Control*, Marcel Dekker, Inc., USA, pp. 271-282.
- Luyben, M. L., Tyreus, B. D., and Luyben W. L., (1997), Plantwide Control Design Procedure, *AIChE J.*, 43(12), pp. 3161-3174.
- Luyben, W.L., Tyreus, B.D., and Luyben, M.L., (1999), *Plantwide Process Control*, McGraw Hill, New York, pp. 295 – 320.
- Ma, D., Li, Z., and Zhao, R., (2019), Output tracking with disturbance attenuation for cascade control systems subject to network constraint, *Asian J. Control*, pp. 1-11.
- Seborg, D.E., Edgar, T.F., Mellichamp, D.A., and Doyle III, F.J., (2011), *Process Dynamic and Control*, 3rd ed., John Wiley & Sons, Inc., USA, pp. 289-294.
- Smith, C.A., and Corripio, A.B., (1997), *Principles and Practice of Automatic Process Control*, 2nd ed., John Wiley & Sons, Inc., USA, pp. 439-459.
- Stephanopoulos, G., (1984), *Chemical Process Control: An Introduction to Theory and Practice*, PTR. Prentice-Hall, Inc., A Simon and Shuster Company, New Jersey, pp. 394-402.
- Taimor, A.A., 2016, Virtualization of the Process Control Laboratory Using ASPEN HYSYS, *Inc. Comput Appl Eng Educ*, pp. 1-12.
- Urrea-Garcia, G.R., Resendiz-Camacho, S., Alvarez-Ramirez, J., and Luna-Solano, G., (2015), Variable Cascade Control Structure for Tubular Reactors, *Chem. Eng. Technol.*, 38(3), pp. 521-529.
- UniSim Design Tutorial and Application, (2009), Honeywell, pp. 1-1 – 1-119.
- Wongsri, M., and Hermawan, Y.D., (2005), Heat Pathways Management for a Complex Energy-Integrated Plant: Dynamic Simulation of HDA Plant, *J. Chin. Inst. Chem. Engrs.*, 36(4), pp. 1-27.
- Yu, C.C., (1988), Design of Parallel Cascade Control for Disturbance-Rejection, *AIChE Journal*, 34(11), pp. 1833-1838.