

# Effects of Mineral Oils on...

*by* Mofit Eko Poerwanto

---

**Submission date:** 21-Aug-2018 10:34AM (UTC+0700)

**Submission ID:** 991721989

**File name:** Effects\_of\_Mineral\_Oils\_on.....pdf (934.76K)

**Word count:** 3954

**Character count:** 20379

4  
EFFECTS OF MINERAL OILS ON HOST SELECTION BEHAVIOR OF  
*Diaphorina citri*

PENGARUH MINYAK MINERAL TERHADAP PEMILIHAN INANG OLEH  
*Diaphorina citri*

Mofit Eko Poerwanto\*

Department of Agronomy, University of Pembangunan Nasional "Veteran" Yogyakarta

Y. Andi Trisyono, Siti Subandiyah, and Edhi Martono

Department of Crop Protection, Faculty of Agriculture, University of Gadjah Mada, Yogyakarta

Paul Holford and George Andrew Charles Beattie

Center for Plant and Food Science, University of Western Sydney

13  
\*To whom correspondence should be addressed. E-mail: mofitmuk@yahoo.com

## ABSTRACT

Response of *Diaphorina citri* Kuwayama (Hemiptera: Psyllidae) on citrus leaves treated with horticultural and agricultural mineral oil (HMO & AMO) was evaluated under laboratory condition in choice and non-choice trials. Combination of HMO and AMO at concentration of 0 up to 2% was applied to citrus leaves. Mineral oil applications significantly reduced the proportion of *D. citri* stayed on citrus leaves for feeding with the proposed mechanisms: 1) oils covered leaves thus hampered it for releasing volatile compounds, 2) oil film preventing the direct contact of tarsus or palpus to leaf surfaces, and 3) the volatile compounds produced by mineral oils also blended with plant volatiles in the atmosphere and reduced the probability of olfactory receptors capturing the olfactory cues for locating the feeding site. Mineral oils also increased the mortality of *D. citri* due to the refusal for feeding on the treated citrus leaves. The effect of AMO was more prominent than HMO.

Key words: agricultural mineral oil, citrus, *Diaphorina citri*, feeding behavior, horticultural mineral oil, host selection

## INTISARI

Tanggapan *Diaphorina citri* Kuwayama (Hemiptera: Psyllidae) pada daun jeruk yang diperlakukan dengan minyak mineral (HMO dan AMO) dievaluasi dengan metode pilihan maupun tanpa pilihan di laboratorium. Kombinasi antara HMO dan AMO pada konsentrasi 0% sampai dengan 2% diaplikasikan pada daun jeruk. Minyak mineral secara nyata menurunkan proporsi *D. citri* hinggap untuk makan pada daun jeruk, yang mungkin disebabkan oleh mekanisme: 1) minyak melapisi daun sehingga tidak mampu melepaskan senyawa volatil, 2) lapisan minyak menghalangi kontak langsung antara tarsus atau palpus pada permukaan daun, dan 3) senyawa volatil dari minyak bercampur dengan volatil tanaman di udara sehingga menurunkan probabilitas reseptor olfaktori menangkap sinyal penanda lokasi inang. Minyak mineral juga meningkatkan mortalitas, akibat dari penolakan makan pada daun jeruk yang diperlakukan. Pengaruh AMO lebih besar dari pada HMO.

Kata kunci: agricultural mineral oil, *Diaphorina citri*, horticultural mineral oil, jeruk, perilaku makan, seleksi inang

## INTRODUCTION

11  
*Diaphorina citri* Kuwayama (Hemiptera: Psyllidae) is a major pest in central and southern Asia due to its ability as the vector of *Huanglongbing* (Aubert, 1990). Fourth and fifth instars as well as adults are able to transmit diseases (Xu et al., 1988). *Huanglongbing* is caused by *Candidatus Liberibacter asiaticus* (Jagoueix et al., 1994), and it is noted as the most serious impediment to citrus culture in Asia.

Consideration on the role of *D. citri* as vector has led to abundant use of pesticides in many orchards since 1980. Recently, mineral oil was found to be highly effective against citrus pests. Mineral oil is able to provide population control on insect pests as effective as conventional pesticides (Rae et al., 1996; Cen et al., 2002). Behavioral effects (e.g. physical repellency, antifeeding and

oviposition deterrence) can be at least as important in reducing infestations as death (Beattie & Smith 1996). The oil film could provide a barrier by masking of feeding and oviposition stimulants preventing the insect from locating, accepting or using the host plant.

Mineral oils are consisted of horticultural mineral oil (HMO) and agricultural mineral oil (AMO). They are highly refined mineral oils originated from crude petroleum oils. HMO has a narrower range of distillation temperatures than AMO, and AMO tend to be heavier (Agnello, 2002; Beattie, 2005).

It is assumed that *D. citri* infestation also can be reduced by applying mineral oils. However, neither HMO nor AMO is known as the most effective oil, and the mechanism in reducing is still not known.

## MATERIALS AND METHODS

### *Insect and mineral oils*

*D. citri* were maintained on *Muraya paniculata* plant ed in pots (Ø 25 cm, 18 cm high) covered by nylon mesh cage (length: 200 cm, width: 100 cm, height: 100 cm) in the controlled temperature greenhouse. Eggs for rearing were collected initially from *M. paniculata* in the field. Rearing temperature was set at 28°C and humidity (RH) of 60%.

AMO: nC24 SK Enspray 99® (Oilblend Pty Ltd, Sefton, New South Wales, Australia) and HMO: nC21 Sunspray Ultra Fine® (Amtrade Pty Ltd, Melbourne, Victoria, Australia) in serial dilution of 2.0, 1.0, 0.5, 0.25, and 0% (v/v) of oil emulsion were used as treatments. Emulsion was thoroughly mixed before application.

### *Bioassays*

#### 1. The effect of HMO and AMO on *D. citri* host selection for feeding

A factorial experiment on mature citrus leaves was conducted in a choice trial with 16 replicates. The first factor was oil types consisting of HMO and AMO. The second factor was the concentration consisting of 2.0, 1.0, 0.5, and 0.25% (v/v) oil emulsion and one control (water). Each leaf was dipped into the oil emulsion for five seconds. Cut end of each citrus leaf was inserted into a plastic tube (Ø 1.0 cm, height 2.5 cm), filled with water, whose mouth was covered with a thin sponge to prevent insect to drop inside the tube. Leaves were left for 24 hours after dipping for evaporating water on leaf surfaces, before setting up the experiment. Leaves were placed in the nylon mesh cage (Ø 12 cm, height 15 cm). Each cage was consisted of 9 treated leaves and arranged randomly in circular fashion. Twenty *D. citri* adults (seven days old) were released into the middle part of each cage. The number of *D. citri* sitting on the treat-ed leaves was recorded every day (24 hours) for two days.

#### 2. The mortality of *D. citri* caused by the anti-feedant effect of HMO and AMO

A factorial experiment as mentioned above (number 1) was conducted on citrus twigs with four mature leaves in a non-choice trial with 16 replicates. Cut end of each twig was inserted into a glass bottle (Ø 5 cm, height 7 cm) whose mouth was covered with a thin sponge. Three quarters of the bottle was filled with water. Twigs were left for 24 hours after dipping for evaporating water on leaf surfaces, before placing them into the nylon mesh cages (Ø 12 cm, height 15 cm). Each cage consisted of one twig treated with one oil concentration and ten *D. citri* adults were released in each cage. The mortality of *D. citri* was recorded every day (24 hours) for three days.

#### 3. The mortality of *D. citri* caused by starvation

Non-choice experiment was set up in five treatments and 16 replicates. First and second treatments were citrus twigs with 4 mature leaves dipped in 2% v/v of HMO and AMO emulsion. Third treatment was citrus twigs with 4 mature leaves dipped in water, as a control. Each twig was dipped for 5 seconds. Cut end of each citrus twig was inserted into a glass bottle (Ø 5 cm, height 7 cm) whose mouth was covered with a thin plastic wrap. Three quarter of the bottle was filled with water. Twigs were left for 24 hours after dipping for evaporating water on leaf surfaces. Fourth treatment was a glass bottle (Ø 5 cm, height 7 cm) full of water covered with cotton. Fifth treatment was a glass bottle with three quarters of the bottle filled with water and covered with nylon mesh. Each treatment was placed in the nylon mesh cage (Ø 12 cm, height 15 cm). Ten *D. citri* adults were released in each cage. The mortality of *D. citri* was recorded every day (24 hours) for three days.

### *Data analysis*

Variance analysis was performed using SPSS® version 10.0.5. Significance different was arised at  $P < 0.05$  (SPSS, 1999).

## RESULTS AND DISCUSSION

#### 1. The effect of HMO and AMO on *D. citri* host selection for feeding

Oil treatment on the citrus leaves could reduce the percentage of psyllid stayed for feeding (Fig. 1A). Only 3.0% of psyllids stayed for feeding on the leaves treated with oils. It was significantly lower ( $P < 0.001$ ) to the percentage of psyllids stayed on leaves treated with water (29.2%) and psyllids stayed on the cage. Most of the psyllids did not stay for feeding on the citrus leaves but stayed on the cage (67.8%).

No differences were observed on the percentage of psyllid stayed for feeding between the treatments of various concentrations ( $P = 0.231$ ) (Fig. 1B), but significant difference was appeared between type of oils ( $P = 0.014$ ) (Fig. 1C). AMO and HMO could reduce the psyllid stay into 2.0% and 3.9% respectively. Interaction effect on the combination of concentration and type of oils was absent ( $P = 0.694$ ).

It was suggested that the failure in host recognition made most of psyllids stayed on the cage, eventhough the leaves without oils on them existed in the arena inside the cage. Host finding behavior by phytophagous insects may range from random, to purposeful search (Miller & Strickler, 1984). It started from host habitat location into host location. Host location may involve responses to visual and chemical cues. Cues stimulate receptors, generating sensory input, processed in central nervous system

and decision made as to whether to make a certain behavioral response. Olfactory cues are likely to be signals that are more reliable. They may allow for host plant location even in a complex environment (Bruce *et al.*, 2005).

The result indicated that oils had triple actions in repelling psyllids infestation. First action was covering the leaves perform oil film on leaf surface and blocked the emission of leaves volatile. Citrus leaves might not provide sufficient cues (too low or too high) for psyllid to identify host plant that was appropriate for feeding. Insect needs specific compounds and intensity of volatiles as a cue for locating host plant (Campbell & Borden, 2006). Second action was volatile oil would also blend with plant volatiles in the atmosphere and reduced the probability of olfactory receptors captured the olfactory cues for locating the feeding site. Psyllid would avoid to land and feed on the plant if the specific odour from host plant can not be detected. The same repellent effect occurred when odours from non host plant blended into air (Camp-

bell & Borden, 2006). Third action was oil film also preventing the direct contact of tarsus or palpus to the leaves surface to get the specific chemical cues. When insects had direct access to the host plant material they were very well able to discriminate their host plant based on contact cues. They clearly preferred their host to the non-host (Heisswolf *et al.*, 2005). After landing on treated leaves, oil film would attach on tarsus and or palpus surface and induced the malfunction of those chemical receptors.

**2. The mortality of *D. citri* caused by the antifeedant effect of HMO and AMO**

Highest mortality of the psyllid was observed on the citrus leaves treated with oil on the non-choice trial (Fig. 2A). The mortality was 58.8% and it was significantly higher ( $P < 0.001$ ) than on the leaves treated with water (15.0%). Oil treatment with various concentrations of AMO had significantly higher mortality (64.7%) than HMO (53.0%) (Fig. 2B), but interaction effect on the combination of concentration and type of oils was not

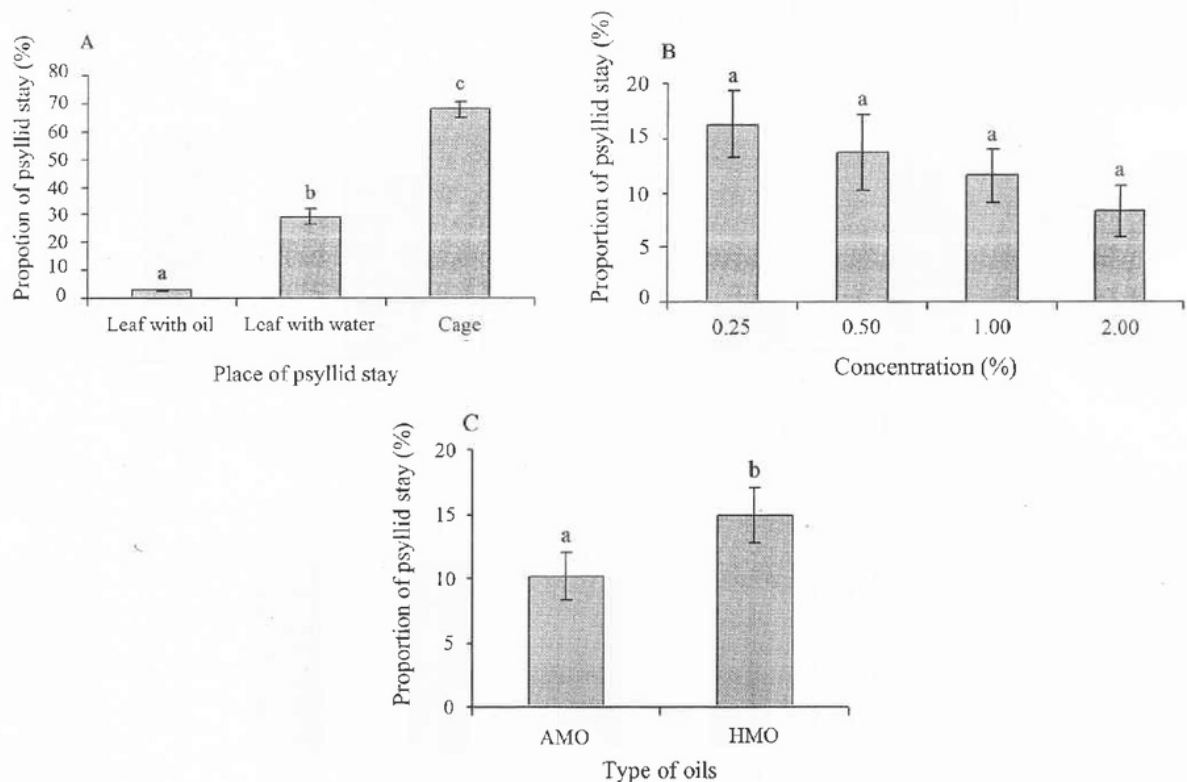


Fig. 1. Average proportion of psyllids stayed on citrus leaf treated with oils (HMO and AMO), water and on the cage (A); on citrus leaf treated with oils in concentration of 0.25, 0.5, 1, and 2% v/v (B); and on citrus leaf treated with AMO and HMO (C) in a factorial choice trial. Interaction effect on the combination of concentrations and type of oils did not appeared ( $P = 0.694$ ). Bars with the same letter are not significantly different (for A:  $P < 0.001$ ; for B:  $P = 0.231$ ; for C:  $P = 0.014$ ).

appeared ( $P=0.560$ ). Mortality of the psyllid significantly increased ( $P<0.001$ ) along with the increase of oils concentration (Fig. 2C). Application of oil in concentrations of 0.25, 0.5, 1.0 and 2.0% significantly killed in average 45.9%, 55.0%, 63.8% and 70.6% of psyllid respectively.

Application of oil on the surface of citrus leaves would make barrier to the psyllid for feeding. AMO had wider range of distillation temperatures than HMO, and AMO tends to be heavier than HMO. AMO with nC value (nC24) higher than HMO (nC21) would stand longer performing oil film on the leaf surface (Agnello, 2002; Beattie, 2005). Higher oil concentration would perform thicker oil film and also covering more even on leaves surface. It would perform stronger barrier to feeding activity of the psyllid. Psyllid would spent longer time to find the site on the leaves surface that was not covered or covered by the thinnest oil film before decided to feed on it. The antifeedant effect appeared when more contaminant attached on their chemoreceptor and would govern them to the rejection of the feeding site (citrus leaves).

Feeding behavior of phytophagous insects is governed by the balance of phagostimulatory and deterrent inputs.

Saps from acceptable and unacceptable plants produced broadly similar levels of stimulation in the phagostimulatory cells of the galeal sensilla but the response of the deterrent cells was markedly higher with unacceptable plants (Chapman, 2003). Host selection depends on the balance of phagostimulatory and deterrent inputs with a dominating role of a host-related chemical. The contrast between net phagostimulatory inputs and net deterrent inputs governs the insect's responses.

### 3. The mortality of *D. citri* caused by starvation

Highest mortality of the psyllid was observed on the no food (no leaves and water) treatment on the non-choice experiment (Fig. 3). The mortality was 100% and it was significantly higher ( $P<0.001$ ) to the others treatment. Treatment of citrus leaves with water, AMO 2%, HMO 2%, and only water without leaves gave 15.0, 75.7, 65.6, and 76.3% mortality to the psyllid respectively.

The result of oil application indicated that there was a barrier for psyllid to reach the food source in the phloem of the citrus leaves. It seems that the psyllid could only intake the water from the leaves since the difference between water and oil treatment was not quite far. Oil film

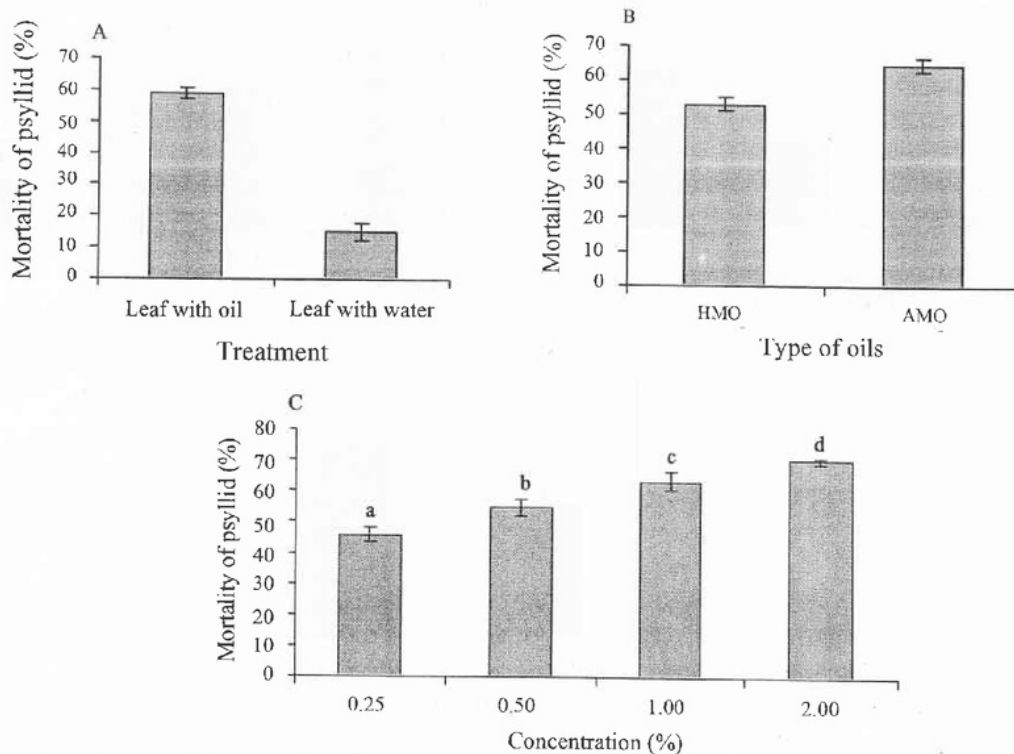


Fig.2. Average mortality of psyllids (%) feeding on citrus leaf treated with oils (HMO and AMO), and water (A); on citrus leaf treated with AMO and HMO (B); and on citrus leaf treated with oils in concentration of 0.25, 0.5, 1, and 2% v/v (C) in a factorial non-choice trial. Interaction effect on the combination of concentration and type of oils did not appeared ( $P=0.560$ ). Bars with the same letter are not significantly different (for A, B, and C:  $P<0.001$ ).

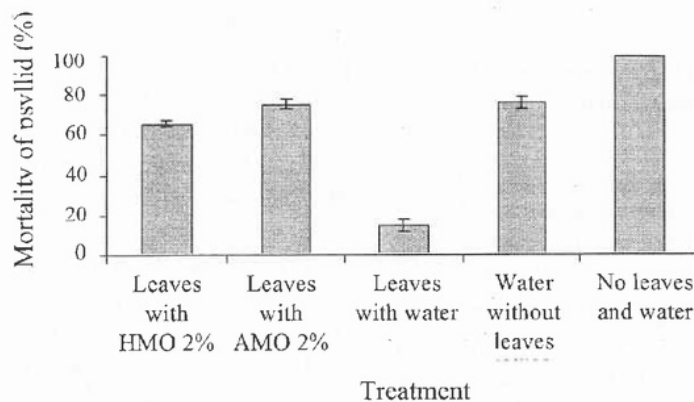


Fig.3. Average mortality of psyllids (%) on citrus leaves treated with HMO and AMO in concentration of 2% v/v, water, only water without citrus leaves and no food (no leaves and water) in non-choice experiment. Bars with the same letter are not significantly different ( $P < 0.001$ ).

also could penetrate or diffuse into plant via both stomata and the cuticle (Tan *et al.*, 2005) covering the phloem, performing the barrier and decreasing the availability of phloem. It was suggested when stylet penetrated into leaves tissue, it would reach the oil layer inside leaves surface before entering phloem. The detection of strange contaminant by chemoreceptor in the stylet would retract the stylet for entering the phloem. This action would be repeatedly done up to they gave up and sucked only the water that was produced by the leaves. Higher mortality on water treatment than oils treatment also indicated that the oils had no poisoned effect on the psyllid when applied on the citrus leaves. Mortality merely caused by the change of feeding behavior that governs to the refusing of sucking the appropriate food sap from citrus leaves phloem.

The failure in host recognition and the refusing of feeding on citrus leaves treated with mineral oils were able to reduce the infestation *D. citri*. The uses of mineral oils are going to provide an efficacious alternative to chemical insecticides for managing citrus insect pests in the future. However, advance research on the mechanisms of oils influencing *D. citri* feeding behavior is still needed.

#### ACKNOWLEDGEMENTS

The funding through a grant (HORT/2000/043) from the Australian Centre for International Agricultural Research and the assistance of Dr Zamir Hossain in these experiments were very much appreciated.

#### REFERENCES

Agnello, A.M. 2002. Petroleum-derived Spray Oils: Chemistry, History, Refining and Formulation, p. 2-18. In G.A.C. Beattie, D.M. Watson, M.L. Stevens, D.J. Rae,

& R.N. Spooner-Hart (eds.). *Spray Oils Beyond 2000: Sustainable Pest and Disease Management*. University of Western Sydney.

Aubert, B. 1990. Integrated Activities for the Control of *Huanglongbing*-greening and its Vector *Diaphorina citri* Kuwayama in Asia, p. 133-144. In B. Aubert, S. Tontya-porn, & D. Buangsuwon (eds.), *Proceeding of the Fourth FAO-INDP International Asia Pacific Conference on Citrus Rehabilitation*, Chiang Mai, Thailand.

Beattie, G.A.C. & Smith D. 1996. Integrated Pest Management: Sustainable Pest Control for the Future Based on the Past. *Proceedings of the International Society of Citriculture*, Sun City, South Africa, 12-17 May 1996; 1: 51-58.

Beattie, G.A.C. 2005. Using Petroleum-based Spray Oils in Citrus. *Agfact* H2.AE.5. 7.

Bruce, T.J.sA., L.J. Wadhams & C.M. Woodcock. 2005. Insect Host Location: a Volatile Situation. *Trends in Plant Science* 10: 269-274.

Campbell, S.A. & J.H. Borden. 2006. Close-range, In-flight Integration of Visual and Olfactory Information by a Host-seeking Bark Beetle. *Entomologia Experimentalis et Applicata* 120: 91-98.

Campbell, S.A. & J.H. Borden. 2006. Integration of Visual and Olfactory Cues of Hosts and Non-hosts by Three Bark Beetles (Coleoptera: Scolytidae). *Ecological Entomology* 31: 437-449

Cen, Y.J., M.Y. Tian, X.F. Pang, & D.J. Rae. 2002. Repellency, Antifeeding Effect and Toxicity of a Horticultural Mineral Oil against Citrus Red Mite, p. 134-141. In G.A. C. Beattie, D.M. Watson, M.L. Stevens, D.J. Rae, & R.N. Spooner-Hart (eds.), *Spray Oils Beyond 2000: Sustain-*

- able Pest and Disease Management*. University of Western Sydney.
- Chapman, R.F. 2003. Contact Chemoreception in Feeding by Phytophagous Insect. *Annual Review of Entomology* 48: 455-484.
- Heisswolf, A., E. Obermaier, & H.J. Pochke. 2005. Selection of Large Host Plants for Oviposition by a Monophagous Leaf Beetle: Nutritional Quality or Enemy-free Space? *Ecological Entomology* 30: 299-306.
- Jagoueix, S., J.M. Bove, & Garnier. 1994. The Phloem-limited Bacterium of Greening Disease of Citrus is a Member of the  $\alpha$  Subdivision of the Proteobacteria. *International Journal of Systematic Bacteriology* 44: 379-386.
- Miller, J.R. & K.L. Strickler. 1984. Finding and Accepting Host Plants, p.127-157. In W.J. Bell & R.T. Carde (eds.), *Chemical Ecology of Insect*. Chapman & Hall, London.
- Rae, D.J., W.G. Liang, D.M. Watson, B.L. Tan, M. Li, Y. Ding, J.J. Xiong, D.P. Du, J. Tang, G.A.C. Beattie, & M.D. Huang. 1996. Comparison of Petroleum Spray Oils, Abamectin, Cartap and Methomyl for Citrus Leafminer Control in Southern China. *Journal of Economic Entomology* 89: 493-500.
- SPSS Inc. 1999. SPSS® for Windows™ Version 10.0.5. Chicago: SPSS Inc.
- Tan, B.L., V. Sara, G.A.C. Beattie, R. White, E.M. Darley, & R. Spooner-Hart. 2005. Localization and Movement of Mineral Oil in Plants by Fluorescence and Confocal Microscopy. *Journal of Experimental Botany*. [http://jxb.oupjournals.org/open\\_access.html](http://jxb.oupjournals.org/open_access.html), modified 23/8/ 2005.
- Xu, C.F., Y.H. Xia, K.B. Li, & C. Ke. 1988. Further Study of the Transmission of Citrus *Huanglongbing* by a Psyllid *Diaphorina citri* Kuwayana, p. 243-248. In L.W. Timmer, S. M. Garnsey, & L. Navarro (eds.), *Proc. 10th Conference of the International Organization of Citrus Virologists*. Riverside, California.

Volume 14 Nomor 1 Juli 2008

ISSN: 1410-1637

# Jurnal Perlindungan Tanaman Indonesia



Diterbitkan oleh Jurusan Hama dan Penyakit Tumbuhan  
Fakultas Pertanian Universitas Gadjah Mada bekerjasama dengan  
Perhimpunan Entomologi Indonesia (PEI) dan  
Perhimpunan Fitopatologi Indonesia (PFI)





Volume 14 Nomor 1  
Juli 2008

ISSN: 1410-1637

**JURNAL**  
**PERLINDUNGAN TANAMAN INDONESIA**  
*(INDONESIAN JOURNAL OF PLANT PROTECTION)*

***Penanggung Jawab***

Dekan Fakultas Pertanian, Universitas Gadjah Mada  
Ketua Jurusan Perlindungan Tanaman, Fakultas Pertanian, Universitas Gadjah Mada

***Dewan Penelaah (Referee)***

Aunu Rauf (IPB)  
Baharuddin Salleh (Univ. Sains Malaysia)  
Haryono Semangun (UGM/UKSW)  
Ika Mustika (Balitro)  
Inez H. Slamet-Loedin (LIPI)  
Kasumbogo Untung (UGM)  
Keiko T. Natsuaki (Tokyo Univ. of Agric.)  
Mulyadi (UGM)  
Soedarwohadi Sastrosiswojo (Balitsa)  
Soepadiyo Mangoensoekarjo (Kompes)  
Suparyono (Balitpa)  
Susanto Somowiyarjo (UGM)

***Dewan Redaksi***

Edhi Martono (Ketua)  
Christanti Sumardiyono  
Nugroho Susetya Putra  
Suputa  
Tri Joko

***Redaktur Pelaksana***

Palupi Jatuasri (Koordinator)  
Defiana Prastiti  
Maylia Rachmawati  
Pinandita Dian Handari Wijayanti

***Bendahara***

Tri Harjaka

***Alamat Redaksi***

Jurusan Hama dan Penyakit Tumbuhan  
Fakultas Pertanian, Universitas Gadjah Mada  
Jl. Flora 1 Bulaksumur Yogyakarta 55281  
**Telp./Fax:** (0274) 523926  
**E-mail:** [jpti@faperta.ugm.ac.id](mailto:jpti@faperta.ugm.ac.id); [jptiugm8@gmail.com](mailto:jptiugm8@gmail.com)

***Rekening***

Bank Mandiri Cabang UGM Yogyakarta  
No. 137-00-0715313-9  
Atas nama TRI HARJAKA.JPTI

**Jurnal Perlindungan Tanaman Indonesia (Indonesian Journal of Plant Protection) (ISSN: 1410-1637)** diterbitkan secara berkala oleh Fakultas Pertanian Universitas Gadjah Mada, memuat makalah hasil penelitian, *book review*, dan ulasan ilmiah (*note*). NPWP Institusi 00.143.880.3-542.000

---

Foto sampul oleh Eko Apriliyanto

Desain sampul oleh Nugroho Susetya Putra

**JURNAL**  
**PERLINDUNGAN TANAMAN INDONESIA**  
**(INDONESIAN JOURNAL OF PLANT PROTECTION)**

**DAFTAR ISI**

Ketahanan Jamur terhadap Fungisida di Indonesia (Christanti Sumardiyono).....	1-5
Identifikasi Morfologi beberapa Spesies Jamur <i>Fusarium</i> (Ade Mahendra Sutejo, Achmadi Priyatmojo, dan Arif Wibowo).....	7-13
Hubungan antara Aktivitas Poligalakturonase dengan Virulensi Ras 4 <i>Fusarium oxysporum</i> f.sp. <i>cubense</i> (Arif Wibowo, Siti Subandiyah, Christanti Sumardiyono, Liliek Sulistyowati, dan Peter Taylor).....	15-22
Effects of Mineral Oils on Host Selection Behavior of <i>Diaphorina citri</i> (Mofit E. Poerwanto, Y. Andi Trisyono, Siti Subandiyah, Edhi Martono, Paul Holford, and George Andrew Charles Beattie).....	23-28
Pengaruh Jenis Mangsa dan Suhu pada Perkembangan <i>Menochilus sexmaculatus</i> Fabricius (Coleoptera: Coccinellidae) dan Peranannya dalam Pengendalian <i>Diaphorina citri</i> Kuwayama (Hemiptera: Psyllidae) (Tris Haris Ramadhan, Y. Andi Trisyono, Eddy Mahrub, Arman Wijonarko, Siti Subandiyah, dan George Andrew Charles Beattie).....	29-34
Susceptibility of the Asian Corn Borer, <i>Ostrinia furnacalis</i> , to <i>Bacillus thuringiensis</i> Toxin Cry1Ac (Aye Kyawt Kyawt Ei, Y. Andi Trisyono, and Witjaksono).....	35-39
Determination of Diazinon Residue Used in Shallot Againsts Armyworm ( <i>Spodoptera exigua</i> ) (Isam Eldeen Ibrahim Hassan Abdalla, Edhi Martono, and Christanti Sumardiyono).....	41-45

# Effects of Mineral Oils on...

## ORIGINALITY REPORT

9%

SIMILARITY INDEX

5%

INTERNET SOURCES

8%

PUBLICATIONS

0%

STUDENT PAPERS

## PRIMARY SOURCES

- 1** R. F. Chapman. "CONTACT CHEMORECEPTION IN FEEDING BY PHYTOPHAGOUS INSECTS", Annual Review of Entomology, 01/2003  
Publication 2%
- 2** [opus.bibliothek.uni-wuerzburg.de](http://opus.bibliothek.uni-wuerzburg.de)  
Internet Source 2%
- 3** Ari Wijayani, Mofit Poerwanto, Muafi Muafi, Ratna Roostika. "Technology Transfer of Chrysanthemum Cultivation in Disaster Area of Mount Merapi To Improve People Revenue", Current Agriculture Research Journal, 2016  
Publication 1%
- 4** [hpt.faperta.ugm.ac.id](http://hpt.faperta.ugm.ac.id)  
Internet Source 1%
- 5** Y. Andi Trisyono, Valentina E.F. Aryuwandari, Teguh Rahayu, Edhi Martono. "Effects of etofenprox applied at the sublethal concentration on the fecundity of rice brown planthopper, Nilaparvata lugens", Journal of

# Asia-Pacific Entomology, 2017

Publication

6

"10.1007/BF00367166", CrossRef Listing of Deleted DOIs, 2011

Publication

<1%

7

Craig P. Keathley. "Freezing-altered palatability of Bradford pear to Japanese beetle: evidence for decompartmentalization and enzymatic degradation of feeding deterrents", *Entomologia Experimentalis et Applicata*, 1/1999

Publication

<1%

8

[auscitrus.com.au](http://auscitrus.com.au)

Internet Source

<1%

9

[thescipub.com](http://thescipub.com)

Internet Source

<1%

10

D. J. RAE , W. G. LIANG , D. M. WATSON. "Evaluation of petroleum spray oils for control of the Asian citrus psylla, *Diaphorina citri* (Kuwayama) (Hemiptera: Psyllidae), in China", *International Journal of Pest Management*, 1/1/1997

Publication

<1%

11

Yueping Yang. "Distribution, biology, ecology and control of the psyllid *Diaphorina citri* Kuwayama, a major pest of citrus: A status report for China", *International Journal of Pest*

<1%

12

[www.imok.ufl.edu](http://www.imok.ufl.edu)

Internet Source

<1%

---

13

D. J. Rae, D. M. Watson, M. D. Huang,.  
"Efficacy and phytotoxicity of multiple  
petroleum oil sprays on sweet orange (*Citrus  
sinensis* (L.)) and pummelo (*C. grandis* (L.)) in  
Southern China", *International Journal of Pest  
Management*, 4/1/2000

Publication

---

<1%

---

Exclude quotes      Off

Exclude bibliography      On

Exclude matches      < 5 words

# Effects of Mineral Oils on...

---

## GRADEMARK REPORT

---

FINAL GRADE

**/0**

GENERAL COMMENTS

**Instructor**

---

PAGE 1

---

PAGE 2

---

PAGE 3

---

PAGE 4

---

PAGE 5

---

PAGE 6

---

PAGE 7

---

PAGE 8

---

PAGE 9

---

<b>RUBRIC: REVIEW</b>		<b>0 / 6</b>
<b>PENDAHULUAN (15%)</b>		<b>0 / 6</b>
SANGAT BAGUS (6)	Memberikan gambaran tentang situasi social yang terjadi pada daerah-daerah di Indonesia	
BAGUS (4)	Mengemukakan persoalan yang sedang berkembang pada satu daerah	
JELEK (1)	Duplikasi dari tulisan yang sudah ada	
<b>ISI (40%)</b>		<b>0 / 6</b>
SANGAT BAGUS (6)	Relevan	
BAGUS (4)	Kurang Relevan	
JELEK (1)	Tidak Relevan	
<b>KESIMPULAN (40%)</b>		<b>0 / 6</b>
SANGAT BAGUS (6)	Bermanfaat	
BAGUS (4)	Kurang bermanfaat	
JELEK (1)	Pengulangan	
<b>PENUTUP (5%)</b>		<b>0 / 6</b>
SANGAT BAGUS (6)	Memuat hal baru	
BAGUS (4)	Pengulangan	
JELEK (1)	Tidak berkorelasi	