

Olfactory Responses of...

by Mofit Eko Poerwanto

Submission date: 21-Aug-2018 10:34AM (UTC+0700)

Submission ID: 991722050

File name: Olfactory_Responses_of....pdf (170.38K)

Word count: 4504

Character count: 23905

Olfactory Responses of the Asiatic Citrus Psyllid (*Diaphorina citri*) to Mineral Oil-Treated Mandarin Leaves

¹Mofit Eko Poerwanto, ²Y. Andi Trisyono, ³G. Andrew C. Beattie,
²Siti Subandiyah, ²Edi Martono and ³Paul Howard

¹Department of Agronomy, Faculty of Agriculture, Universities Pembangunan Nasional,
'Veteran' Yogyakarta, Jalan Lingkar Utara, Condong Catur 55283, Indonesia

²Department of Plant Protection, Faculty of Agriculture,
Universitas Jember, Jalan Mada, Bulak Sumur, Yogyakarta 55281, Indonesia

³School of Science and Health, University of Western Sydney,
Locked Bag 1797, Penrith, New South Wales 2751, Australia

Abstract: Problem statement: Evidence of rejection or acceptance by phytophagous pests of citrus plants treated with mineral oils suggests that impacts of oils may be related to detection by olfactory and/or contact chemoreceptors of repellent oils or plant volatiles. Alternatively, the oils may mask or suppress attractant host plant volatiles. To date, no studies have reported that oils elicit an olfactory response in *Diaphorina citri* Kuwayama [Hemiptera: Psyllidae]. Therefore, we undertook two studies to determine how oil deposits on citrus leaves influence the behaviour of *D. citri*. **Approach:** The attractiveness of citrus leaves treated separately with an n C21 horticultural mineral oil and an n C24 agricultural mineral oil to *D. citri* was evaluated under laboratory conditions. In the first of two studies, the oils were applied as 0.5% aqueous emulsions to mandarin leaves and responses of adults determined after they walked on surfaces saturated with either distilled water or 2% aqueous emulsions of the oils. In the second study, responses of adult psyllids to host-leaf volatiles, mineral oil volatiles emanating from leaves dipped in 2% v/v aqueous emulsions of each oil and similarly treated filter paper paired with water-dipped leaves were determined in single, linear-tube olfactometers. **Results:** In the first study, deposits of both oils significantly reduced the proportion of *D. citri* attracted to citrus leaves. Prior exposure of the insects to oil deposits did not influence this response. However, prior contact with the HMO slightly reduced the proportion of psyllids alighting on the water-dipped leaves. In the second study, oil volatiles emanating from filter paper significantly reduced the attractiveness of water-dipped mandarin leaves. **Conclusion:** These results indicate that application of the oils to the mandarin leaves may have: (a) suppressed release of attractant host plant volatiles; (b) masked attractant host plant volatiles; (c) led to the release of repellent volatiles from leaves and/or (d) to adults being repelled by oil volatiles. The results from the study using the olfactometer suggested that detection of mineral oil volatiles by olfactory receptors of adult *D. citri* contributed to their response to oil deposits on the mandarin leaves.

Key words: Citrus Vein-Phloem Degeneration (CVPD), Horticultural Mineral Oil (HMO), Agricultural Mineral Oil (AMO), prior exposure, olfactometer suggested

INTRODUCTION

In Asia, the Asiatic citrus psyllid, *Diaphorina citri* Kuwayama [Hemiptera: Sternorrhyncha: Psyllidae] is the only known vector of Huanglongbing, a devastating disease of citrus that is known as Citrus Vein-Phloem Degeneration (CVPD) in Indonesia and more widely as citrus greening (Soelaeman, 1981; Aubert, 1990; da Graca, 1991; Halbert and Manjunath, 2004). In Asia, the putative pathogen causing Huanglongbing is

'Candidatus Liberibacter asiaticus' [α -Proteobacteria] (Bove, 2006).

The impact of the disease has led to the heavy use of pesticides for reducing populations of *D. citri* and, hence, slowing the spread of the pathogen. Most emphasis has been placed on contact and systemic synthetic insecticides to kill psyllid eggs, nymphs or adults, but use of these and other chemicals merely slows the inevitable death of trees from the disease. Infected adult psyllids can also transmit the pathogen

Corresponding Author: Mofit Eko Poerwanto, Department of Agronomy, Faculty of Agriculture, Universities Pembangunan Nasional 'Veteran' Yogyakarta, Jalan Lingkar Utara, Condong Catur 55283, Indonesia

while acquiring lethal doses of insecticide (Beattie and Barkley, 2009; Frederic *et al.*, 2010). Limited emphasis has been placed on strategies such as the use of mineral oils (petroleum spray oils) (Rae *et al.*, 1997; Huang *et al.*, 2005) and guava interplants (Cen *et al.*, 2008; Hall *et al.*, 2008; Zaka *et al.*, 2010) to reduce feeding, oviposition and ingress of psyllids into orchards by altering the behaviour of adults. However, Huang *et al.* (2005) make detailed recommendations for the application of oil sprays applied to flush growth to discourage egg laying by adults and to kill young nymphs. Oils have been successfully used in southern Viet Nam for several years as part of integrated pest management programs developed through Australian Centre for International Agricultural Research-funded research projects led by GACB.

Evidence of rejection or acceptance by phytophagous insect and mite pests of citrus plants treated with mineral oils suggests that reported impacts of oil deposits on citrus red mite (*Panonychus citri* Gregor) [Acari: Tetranychidae] (Beattie, 2002), greenhouse thrips (*Heliothrips haemorrhoidalis* Bache) [Thysanoptera: Thripidae] (Beattie, 2002), citrus leafminer (*Phyllocnistis citrella* Sturton) [Lepidoptera: Gracillariidae] (Beattie *et al.*, 1995; Liu *et al.*, 2001) and *D. citri* (Rae *et al.*, 1997) may be related to detection by olfactory and/or contact chemoreceptors of repellent oil or plant volatiles. Alternatively, the oils may mask or suppress attractant host plant volatiles. To date, no studies have reported that oils elicit and olfactory response in *D. citri*. Therefore, we undertook two studies to determine how mineral oil deposits on citrus leaves may influence the behaviour of *D. citri*. In the first study, we determined the response of adult psyllids with oil-contaminated tarsi to deposits on leaves of an nC21 Horticultural Mineral Oil (HMO) and an nC24 Agricultural Mineral Oil (AMO). In the second study, we used single linear-track olfactometers to determine responses of adult psyllids to oil-treated leaves and oil-impregnated filter paper.

MATERIALS AND METHODS

Psyllid cultures: Disease-free cultures of *D. citri* were maintained on the common ornamental form of orange jasmine (*Murraya exotica* L. [Sapindales: Rutaceae: Aurantioideae: Aurantieae] in nylon mesh cages in a controlled-temperature greenhouse at 28±2°C and 60% relative humidity.

Mineral oils: Two oils were used, an nC21 HMO (Sunspray UltraFine®, Amtrade Pty Ltd, Melbourne, Victoria, Australia) with an Unsulphurated Residue (UR) value ≥92% and an nC24 AMO (SK Enspray 99®, Oilblend Pty Ltd, Sefton, New South Wales, Australia)

with a UR value of ≥99.8%. The glossary in Beattie (2002) defines relevant spray oil terms used in this study and more widely. Beattie (2002) described the chemistry of petroleum-derived spray oils and Beattie (2002) summarised classifications, standards and nomenclature.

Responses of adults with oil-contaminated tarsi: Capitalise “Ten” freshly excised mandarin (*Citrus reticulata* Blanco [Sapindales: Rutaceae: Aurantioideae: Aurantieae]) leaves were dipped in water or in 0.5% aqueous emulsions of either the HMO or AMO. Petioles of each pair of water- and oil-treated leaves were then inserted into 15×50 mm bottles containing water and held in position with a thin piece of sponge so that the leaves did not touch each other. The tubes and leaves were then placed in a 120 mm diameter×150 mm high cylindrical cage covered by nylon mesh for 24 h. Ten, 10-day-old adult psyllids were then released into each cage and allowed to choose to settle on either the water- or oil-treated leaves; this was repeated on 15 occasions. Four sets of experiments were performed using both oils. In the first two, immediately prior to release, the psyllids were allowed to walk or stand for 10 min on water-saturated filter paper before being placed in the cylindrical cage. In the second two, the psyllids were allowed to walk or stand on a deposit of 2% oil emulsion immediately prior to release. In all instances, the oil on which the psyllids were allowed to alight was the same as the one used to dip the leaf. The position of the psyllids was recorded 24 h after they were released.

Olfactometer responses of adults to citrus and oil volatiles: Each single, linear-track olfactometer was constructed from a 31.5 mm diameter (internal), 260 mm long, transparent glass tube, sealed at the proximal end with a rubber plug connected by a 2.3 mm diameter (internal) plastic tube to a 3 W aquarium aerator (Sunshine 2001, Sunshine Co. Ltd., China) that was used to pump air into the olfactometer at 141 mL min⁻¹, as measured with a flowmeter (Model N 112-02G, Cole-Parmer Instrument Company, Illinois, USA) (Fig. 1). Air entering each olfactometer was filtered through activated charcoal and humidified by passing it through distilled water before it was passed through a transparent plastic container (80 mm long×80 mm wide×100 mm high) housing the odour source (treatment). Responses of adult psyllids of mixed gender were determined for the paired treatment comparisons listed in Table 1. Healthy, turgid leaves used in the treatments were excised from mandarin seedlings. The petiole of each leaf was wrapped immediately in wet cotton wool that was then inserted into a water-filled, 20×50 mm specimen tube.

Table 1: Paired, single-tube olfactometer comparisons: for each comparison, responses of 10 adult *D. citri* per replicate (n = 15) to odours from sources listed in the left hand column were recorded over 15 min intervals then, after an interval of 30 minutes in the absence of odours, for 15 min to odours in the right hand column. Treatment codes used in Fig. 1 and 2 are given in parentheses

Comparison	First test	Second test
i	Filtered Air: no odour source (FA)	Vs mandarin leaf dipped in water (WL)
ii	mandarin leaf dipped in 2% HMO (2HL)	Vs mandarin leaf dipped in water (WL)
iii	mandarin leaf dipped in 2% AMO (2AL)	Vs mandarin leaf dipped in water (WL)
iv	mandarin leaf dipped in 2% HMO (2HL)	Vs mandarin leaf dipped in 2% AMO (2AL)
v	mandarin leaf dipped in water + filter paper dipped in 2% HMO (WL 2HFP)	Vs mandarin leaf dipped in water (WL)
vi	mandarin leaf dipped in water + filter paper dipped in 2% AMO (WL 2AFP)	Vs mandarin leaf dipped in water (WL)
vii	mandarin leaf dipped in 2% HMO (2HL)	Vs mandarin leaf dipped in water + filter paper dipped in 2% HMO (WL 2HFP)
viii	mandarin leaf dipped in 2% AMO (2AL)	Vs mandarin leaf dipped in water + filter paper dipped in 2% AMO (WL 2AFP)

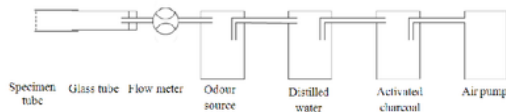


Fig. 1: Diagram of olfactometer used to determine the responses of adult psyllids to citrus and oil volatiles

The leaves were then dipped in either 2% aqueous oil emulsions or distilled water for 5 s and then left to air-dry for 60 min. They were then placed vertically in the transparent plastic container. Strips of filter paper (20x20 mm) used in some comparisons (Table 1) were also dipped in 2% aqueous oil emulsions, or distilled water for 5 s and then left to air-dry for 60 min. They were placed vertically beside leaves and held in place by Styrofoam.

Adult psyllids were collected in specimen tubes (31.5 mm internal diameter and 50 mm long). The specimen tubes were open at one end and covered by fine mesh at the other. The open end was immediately covered with fine mesh after the psyllids were collected. The psyllids were then starved for 60 min before they were released into an olfactometer by connecting the open end of the specimen tube to the distal end of the olfactometer used for the first of two tests (Table 1). The adults were left within this olfactometer for 15 min, then removed, kept within a covered specimen tube for 30 min and then released into a second olfactometer for 15 min for the second test. Ten adult psyllids were used for each replicate (n = 15 for each paired treatment). Responses to the odour sources were recorded as the proportion of adults observed during

a 15 min period moving beyond the specimen tube at the distal end of the olfactometer. All observations were undertaken in laboratory at 27-29°C. Both olfactometers were washed with soapy water and then rinsed in tap water and 90% ethanol between replicates.

Statistical analysis: In both the experiments undertaken to determine the effect of oil-contaminated tarsi and in the olfactometer experiments, data from each set of replicates were compared using contingency χ^2 tests (including Yates' correction) to determine if data within the replicate sets were homogenous. All data within the sets of replicates were found to be homogenous; therefore, data from the replicates were combined. Combined data were then compared by contingency χ^2 to determine differences between treatments.

RESULTS AND DISCUSSION

Studies by Rae *et al.* (1997) suggested that responses of *D. citri* to mineral oils may be due to detection by olfactory and/or contact chemoreceptors of oil molecules or plant volatiles. In their study, Rae *et al.* (1997), the authors determined the effects on oviposition of foliar deposits of 0.1-1.0% (v/v) aqueous emulsions of an nC22 mineral oil and found a highly significant dose response. In this current study, the oil concentrations used in the choice tests and olfactometer studies were based on Rae *et al.* (1997) work such that they would be likely to elicit a behavioural response.

In all choice tests, where adult *D. citri* were given the option of alighting on mandarin leaves dipped either in water or in 0.5% aqueous emulsions of HMO or AMO (Fig. 2), significantly larger proportions of psyllids alighted on leaves dipped in water only. In the two AMO treatments and in the HMO treatment where the psyllids were allowed to alight on water prior to the choice test (Fig. 2A, B and D), there was no difference ($\chi^2 = 3.13$; p = 0.21) in the ratio of psyllids on the control and treatment leaves, with approximately 50% of psyllids being found on the water-dipped leaves as opposed to 4-8% on oil-dipped leaves. The remainder of the psyllids were elsewhere inside the cage. Prior tarsal contact with the AMO had no effect on the response to the dipped leaves ($\chi^2 = 1.26$; p = 0.53) (Fig. 2B and D). In contrast, with the HMO, where the tarsi had been in contact with the HMO before the choice test (Fig. 2C), significantly ($\chi^2 = 76.20$; p < 0.0001) fewer psyllids alighted on the water-dipped leaves compared to the other treatments. However, there were still proportionately more psyllids (22.6%) on the water-dipped leaves than on the oil-dipped leaves (4.7%). These results show that, by some means, psyllids respond to plant surfaces treated with mineral oils.

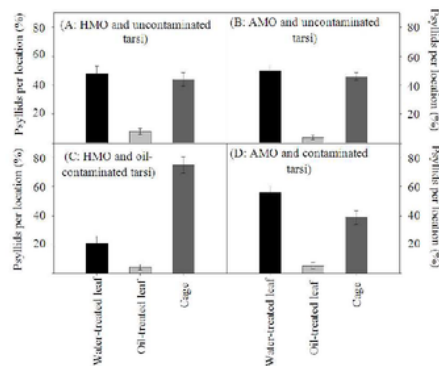


Fig. 2: Mean (\pm SE) proportions (%) of *D. citri* adults observed on mandarin leaves dipped in water or 0.5% v/v HMO (A and C), or in water or 0.5% v/v AMO (B and D). In panels A and B, immediately prior to release, the psyllids were allowed to walk or stand for 10 min on water-saturated filter paper. In panels C and D, the psyllids were allowed to walk or stand on a deposit of 2% oil emulsion immediately prior to release. In these two instances, the oil on which the psyllids were allowed to alight was the same as the one used to dip the leaf. In each panel, the proportions of psyllids on the control or treatment leaves or on the cages were significantly different from each other as determined by χ^2 tests ($p < 0.0001$ in all instances)

The results of the olfactometer experiments are shown in Fig. 3. Significantly higher proportions (80.7% compared to 33.3%) of adults observed in comparison (i) moved towards the source of host plant volatiles than towards the source of clean air (Fig. 3i). This outcome showed that the olfactometer was an effective means of testing responses of *D. citri* adults to volatiles. Application of HMO (Fig. 3ii) or AMO (Fig. 3iii) to leaves significantly reduced (50 and 46%, respectively) proportions of psyllids attracted to mandarin leaves. Responses to both oils in paired comparisons (Fig. 3iv) were similar, with 30.7% and 31.3% of adults moving towards the volatiles from HMO- and AMO-dipped leaves, respectively. This result indicates that both oils had similar impacts on psyllid behaviour.

Comparisons (v) and (vi) (Fig. 3v and vi) showed that oil volatiles emanating from oil-dipped strips of filter paper significantly reduced psyllid movement towards mandarin leaf volatiles. Movement towards the source of leaf volatiles in the absence of oil-treated filter paper was 22 and 20% higher, respectively, for the HMO and AMO treatments, than towards leaves in the presence of oil volatiles.

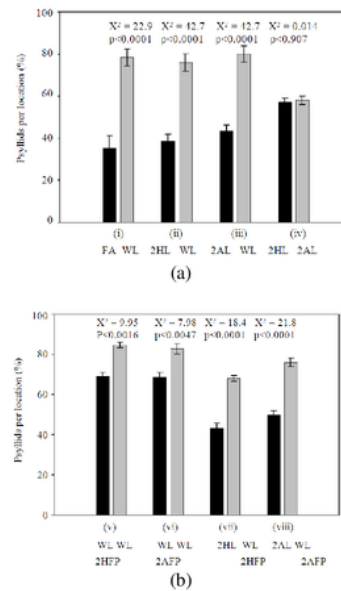


Fig. 3: Mean (\pm SE) percentage of *D. citri* adults that moved towards volatiles entering single tube olfactometers: (i) response to clean filtered air versus response to volatiles from a normal mandarin leaf dipped in water (FA Vs WL); (ii) responses to a mandarin leaf dipped in 2% aqueous horticultural mineral oil (HMO) emulsions versus response to volatiles from a normal mandarin leaf dipped in water (2HL Vs WL), (iii) responses to a mandarin leaf dipped in 2% aqueous agricultural mineral oil (AMO) emulsions versus response to volatiles from a normal mandarin leaf dipped in water (2AL Vs WL) and (iv) response to mandarin leaves dipped separately in 2% HMO or 2% AMO (2HL Vs 2AL); (v) response to mandarin leaf dipped in water + filter paper dipped in 2% HMO Vs response to a normal mandarin leaf dipped in water (WL 2HFP Vs WL); (vi) response to a mandarin leaf dipped in water + filter paper dipped in 2% AMO Vs response to a normal mandarin leaf dipped in water (WL 2AFP Vs WL); (vii) response to a mandarin leaf dipped 2% HMO Vs a mandarin leaf dipped in water + filter paper dipped in 2% HMO (2HL Vs WL 2HFP) and (viii) response to a mandarin leaf dipped 2% AMO Vs a mandarin leaf dipped in water + filter paper dipped in 2% AMO (2HL Vs WL 2AFP). For each comparison the significance of the different proportions moving towards the odour source was determined by χ^2 tests

CONCLUSION

These results suggest that oil volatiles: repel adult psyllids; interfere with psyllid recognition of attractant leaf volatiles and/or influence the release of attractant or repellent plant volatiles from the water-dipped leaves. The results again suggest that the impact of the oils was similar.

Comparisons (vii) and (viii) showed that volatiles from oil-treated leaves were less attractive and/or more repellent than volatiles emanating simultaneously from water-dipped leaves and oil-treated filter paper (Fig. 3vii and viii). These outcomes may have been related to: (a) possibly different concentrations of oil volatiles emanating from treated leaves and filter papers if oil deposits or volatilisation rates on the treated substrates varied; or (b) if oil deposits suppressed, masked or increased release of plant volatiles suggested above.

Detection and processing of plant odours plays an important role in host plant detection by herbivorous arthropods (Moran and Brown, 1973; Todd *et al.*, 1990; Bullas-Appleton *et al.*, 2004; Bichao *et al.*, 2005) and even in complex environments, an insect's central nervous system is capable of receiving information from volatiles that permits fine-scale spatio-temporal separation of odour sources (Bruce *et al.*, 2005). Such odours vary substantially, depending on species, cultivar, growing conditions, age and plant parts (Takabayashi *et al.*, 1994). Plants under herbivorous insect attack also produce volatiles that attract natural enemies of the insects (Takabayashi *et al.*, 1994; Pallini *et al.*, 1997; Henneman *et al.*, 2002; Lou and Cherrier *et al.*, 2003). Herbivorous insect may also use such cues to refrain from visiting plants that are already infested, thereby avoiding competition for food, or, alternatively, visit plants with defences weakened by earlier attacks (Pallini *et al.*, 1997). Some psyllids are known to discriminate between the host and non-host, or between the susceptible and the resistant species, when presented with olfactory stimuli (Moran and Brown, 1973; Lapis and Borden, 1993).

Application of mineral oils can also lead to the production of volatiles that are naturally released in response to feeding by phytophagous arthropods (Xue, 2007) and responses of Queensland fruit fly (*Bactrocera tryoni* Froggatt [Diptera: Tephritidae]) to mineral oil deposits have been attributed to several possible modes of action. These include physical disruption of epicuticular lipids, masking of oviposition stimulants and repellency, either directly or through mimicry of C6 and C8 green leaf volatiles (Beattie, 2002; Nguyen *et al.*, 2007).

We did not measure volatile concentrations or determine levels of oil deposits on treated surfaces.

However, the series of comparisons showed that the mineral oils repelled adult *D. citri* by: (a) suppressing the release of attractant host plant volatiles; (b) masking attractant host plant volatiles; (c) causing release of repellent volatiles from leaves and/or (d) oil molecules directly repelling adults. Both sets of experiments suggest that detection of mineral oil volatiles by the antennal olfactory receptors, probably antennal, *D. citri* contributed to their response to oil deposits on the mandarin leaves. Further studies using electroantennograms are required to determine if the response is solely related to the detection of oil volatiles or enhanced by effects of deposits on the release of attractant or repellent plant volatiles.

ACKNOWLEDGMENT

We gratefully acknowledge the Australian Centre for International Agricultural Research Horticultural Research for financial support (ACIAR HORT/02/043).

REFERENCES

- Aubert, B., 1990. Integrated activities for the control of Huanglongbing-greening and its vector *Diaphorina citri* Kuwayama in Asia. Proceedings of the 4th International Asia Pacific Conference on Citrus Rehabilitation, (IAPCCR' 90), FAO UNDP, Chiang Mai, Thailand, pp: 133-144.
- Beattie, G.A.C., Z.M. Liu, D.M. Watson, A.D. Clift and L. Jiang, 1995. Evaluation of petroleum spray oils and polysaccharides for control of *Phyllocnistis citrella* Stainton (Lepidoptera: Gracillariidae). Aust. J. Entomol., 34: 349-353. DOI: 10.1111/j.1440-6055.1995.tb01353.x
- Beattie, G.A.C., 2002. Spray Oils Beyond 2000. 1st Edn., University of Western Sydney, Sydney, ISBN: 1863419020, pp: 649.
- Beattie, G.A.C. and P. Barkley, 2009. Huanglongbing and its vectors: A pest-specific contingency plan for the citrus and nursery and garden industries.. Horticulture Australia Ltd., Sydney.
- Bichao, H., A.K. Borg-Karlson, J. Araujo and H. Mustaparta, 2005. Five types of olfactory receptor neurons in the strawberry blossom weevil *Anthonomus rubi*: Selective responses to inducible host-plant volatiles. Chem. Sens., 30: 153-170. DOI: 10.1093/chemse/bji012
- Bove, J.M., 2006. Huanglongbing: A destructive, newly-emerging, century-old disease of citrus. J. Plant Pathol., 88: 7-37.
- Bruce, T.J., L.J. Wadhams and C.M. Woodcock, 2005. Insect host location: A volatile situation. Trends Plant Sci., 10: 269-274. PMID: 15949760

- Bullas-Appleton, E.S., G. Otis, C. Gillard and A.W. Schaafsma, 2004. Potato leafhopper (Homoptera: Cicadellidae) varietal preferences in edible beans in relation to visual and olfactory cues. *Environ. Entomol.*, 33: 1381-1388. DOI: 10.1603/0046-225X-33.5.1381
- Cen, Y.J., D. Xu, X.X. Qi, G.A.C. Beattie and G.W. Liang, 2008. Olfactory and electroantennogram responses of Asiatic citrus psyllid adults to host and non-host plant volatiles. Proceedings of the 11th International Citrus Congress, (ICC' 08), Wuhan, China, pp: 56-56.
- Frederic, G., B. Francois, Y.T.T. Hong, T.D. Hong and N.D. Tuyen *et al.*, 2010. Effects of imidacloprid and fenobucarb on the dynamics of the psyllid *Diaphorina citri* Kuwayama and on the incidence of *Candidatus Liberibacter asiaticus*. *Fruits*, 65: 209-220.
- Graca, J.V., 1991. Citrus greening disease. *Ann. Rev. Phytopathol.*, 29: 109-136. DOI: 10.1146/annurev.py.29.090191.000545
- Halbert, S.E. and K.L. Manjunath, 2004. Asian citrus psyllids (Sternorrhyncha: Psyllidae) and greening disease of citrus: A literature review and assessment of risk in Florida. *Fla. Entomol.*, 87: 330-353. DOI: 10.1653/0015-4040(2004)087[0330:ACPSPA]2.0.CO;2
- Hall, D., T. Gottwald, N. Nguyen, K. Ichinose and Q.D. Le *et al.*, 2008. Greenhouse investigations on the effect of guava on infestations of Asian citrus psyllid in grapefruit. *Proc. Fla. St. Hortic. Soc.*, 121: 104-109.
- Henneman, M.L., E.G. Dyreson, J. Takabayashi and R.A. Reguso, 2002. Response to walnut olfactory and visual cues by the parasitic wasp *Diachasmimorpha juglandis*. *J. Chem. Ecol.*, 28: 2221-2244. DOI: 10.1023/A:1021097215572
- Huang, M., D. Rae, G.A.C. Beattie, G. Ouyang and Y. Yang *et al.*, 2005. Green technology for citrus pest and disease control. Guangzhou, China Guangdong Science and Technology Press.
- Lapis, E.B. and J.H. Borden, 1993. Olfactory discrimination by *Heteropsylla cubana* (Homoptera: Psyllidae) between susceptible and resistant species of *Leucaena* (Leguminosae). *J. Chem. Ecol.*, 19: 83-90. DOI: 10.1007/BF00987473
- Liu, Z., G. Beattie, M. Hodgkinson, H. Rose and L. Jiang, 2001. Influence of petroleum-derived spray oil aromaticity, equivalent *n*-paraffin carbon number and emulsifier concentration on oviposition by citrus leafminer, *Phyllocnistis citrella* Stainton (Lepidoptera: Gracillariidae). *Aust. J. Entomol.*, 40: 193-197. DOI: 10.1046/j.1440-6055.2001.00212.x
- Lou, Y.G. and J.A. Cheng, 2003. Role of rice volatiles in the foraging behaviour of the predator *Cyrtorhinus lividipennis* for the rice brown planthopper *Nilaparvata lugens*. *Biocontrol*, 48: 73-86. DOI: 10.1023/A:1021291427256
- Moran, V.C. and R.P. Brown, 1973. The Antennae, Host Plant Chemoreception and Probing Activity of Citrus Psylla, *Trioza erythrae* (Homoptera: Psyllidae). *J. Entomol. Soc. S. Afr.*, 36: 191-202.
- Nguyen, V.L., A. Meats, G.A.C. Beattie, R. Spooner-Hart and Z.M. Liu *et al.*, 2007. Behavioural responses of female Queensland fruit fly, *Bactrocera tryoni*, to mineral oil deposits. *Entomol. Expt. Appl.*, 122: 215-221. DOI: 10.1111/j.1570-7458.2006.00504.x
- Pallini, A., A. Jansen and M.W. Sabelis, 1997. Odour-mediated responses of phytophagous mites to conspecific and heterospecific competitors. *Oecologia*, 110: 179-185. DOI: 10.1007/s004420050147
- Rae, D.J., W.G. Liang, D.M. Watson, G.A.C. Beattie and M.D. Huang, 1997. Evaluation of petroleum spray oils for control of the Asian citrus psylla, *Diaphorina citri* (Kuwayama) (Homoptera: Psyllidae), in China. *Int. J. Pest. Manage.*, 43: 71-75. DOI: 10.1080/09670879729013
- Soelaeman, T., 1981. Insect, dodder and seed transmissions of Citrus Vein Phloem Degeneration (CVPD). Proceedings of the International Society Citriculture Congress, Nov. 9-12, USDA, Tokyo, Japan
- Takabayashi, J., M. Dicke and M.A. Posthumus, 1994. Volatile herbivore-induced terpenoids in plant-mite interactions: Variation caused by biotic and abiotic factors. *J. Chem. Ecol.*, 20: 1329-1354. DOI: 10.1007/BF02059811
- Todd, J.L., P.L. Phelan and L.R. Nault, 1990. Interaction between visual and olfactory stimuli during host-finding by leafhopper, *Dalbulus maidis* (Homoptera: Cicadellidae). *J. Chem. Ecol.*, 16: 2121-2133. DOI: 10.1007/BF01026924
- Xue, Y., 2007. Effects of an *n*C24 agricultural mineral oil on tritrophic interactions between French bean (*Phaseolus vulgaris* L.), two-spotted mite (*Tetranychus urticae* Koch) and its predator, *Phytoseiulus persimilis* Athias-Henriot. Ph.D Thesis, University of Western Sydney, Sydney.
- Zaka, S.M., X.N. Zeng, P. Holford and G.A.C. Beattie, 2010. Repellent effect of guava leaf volatiles on settlement of adults of citrus psylla, *Diaphorina citri* Kuwayama, on citrus. *Insect. Sci.*, 17: 39-45. DOI: 10.1111/j.1744-7917.2009.01271.x

Olfactory Responses of...

ORIGINALITY REPORT

22%

SIMILARITY INDEX

18%

INTERNET SOURCES

12%

PUBLICATIONS

2%

STUDENT PAPERS

PRIMARY SOURCES

1

aciar.gov.au

Internet Source

9%

2

Yijing Cen. "Feeding behaviour of the Asiatic citrus psyllid, *Diaphorina citri*, on healthy and huanglongbing-infected citrus : Feeding behaviour of the Asiatic citrus psyllid", *Entomologia Experimentalis et Applicata*, 04/2012

Publication

1%

3

media.neliti.com

Internet Source

1%

4

Submitted to Oklahoma State University

Student Paper

1%

5

researchdirect.uws.edu.au

Internet Source

1%

6

link.springer.com

Internet Source

1%

7

academic.oup.com

Internet Source

1%

8

Yang, Yueping, G. Andrew C. Beattie, Robert N. Spooner-Hart, Mingdu Huang, Idris Barchia, and Paul Holford. "Influences of leaf age and type, non-host volatiles, and mineral oil deposits on the incidence, distribution, and form of stylet tracks of *Diaphorina citri*", *Entomologia Experimentalis et Applicata*, 2013.

Publication

1%

9

B. L. Tan. "Localization and movement of mineral oil in plants by fluorescence and confocal microscopy", *Journal of Experimental Botany*, 08/30/2005

Publication

1%

10

ojs.fcla.edu

Internet Source

1%

11

hortsci.ashspublications.org

Internet Source

1%

12

Laura, . "Localization of the Dissimilatory Arsenate Reductase in *Sulfurospirillum Barnesi* Strain SeS-3", *American Journal of Agricultural and Biological Sciences*, 2012.

Publication

1%

13

Andrew Galimberti, Andrei Alyokhin. "Lethal and Sublethal Effects of Mineral Oil on Potato Pests", *Journal of Economic Entomology*, 2018

Publication

<1%

14

www.westernsydney.edu.au

Internet Source

<1%

15

Gerben J., Maurice W., Arne Jansse. "Chapter 9 Generalist Predators, Food Web Complexities and Biological Pest Control in Greenhouse Crops", InTech, 2012

Publication

<1%

16

www.crawfordfund.org

Internet Source

<1%

17

Onzo, A., R. Hanna, and M. Toko. "Mix-planting pubescent and glabrous cassava affects abundance of *Typhlodromalus aripo* and its prey mite *Mononychellus tanajoa*", *Journal of Applied Entomology*, 2013.

Publication

<1%

18

hpt.faperta.ugm.ac.id

Internet Source

<1%

19

D. J. RAE , W. G. LIANG , D. M. WATSON. "Evaluation of petroleum spray oils for control of the Asian citrus psylla, *Diaphorina citri* (Kuwayama) (Hemiptera: Psyllidae), in China", *International Journal of Pest Management*, 1/1/1997

Publication

<1%

20

Munyaneza, Joseph E., Venkatesan G. Sengoda, Jeremy L. Buchman, and Tonja W.

<1%

Fisher. "Effects of Temperature on '*Candidatus* Liberibacter solanacearum' and Zebra Chip Potato Disease Symptom Development", Plant Disease, 2012.

Publication

21

ars.usda.gov

Internet Source

<1%

22

E A Julianto, W A Suntoro, W S Dewi, Partoyo. "Graphical approach to assess the soil fertility evaluation model validity for rice (case study: southern area of Merapi Mountain, Indonesia)", IOP Conference Series: Earth and Environmental Science, 2018

Publication

<1%

23

"10.1007/BF02382309", CrossRef Listing of Deleted DOIs, 2011

Publication

<1%

24

www.bioone.org

Internet Source

<1%

25

doc.rero.ch

Internet Source

<1%

26

Batis, G.. "Effects of migrating inhibitors on corrosion of reinforcing steel covered with repair mortar", Cement and Concrete Composites, 200301

Publication

<1%

27 chemse.oxfordjournals.org

Internet Source

<1%

28 Ari Wijayani, Mofit Poerwanto, Muafi Muafi, Ratna Roostika. "Technology Transfer of Chrysanthemum Cultivation in Disaster Area of Mount Merapi To Improve People Revenue", Current Agriculture Research Journal, 2016

Publication

<1%

29 Zainab Aljbory, Ming-Shun Chen. "Indirect plant defense against insect herbivores: a review", Insect Science, 2018

Publication

<1%

30 Yueping Yang. "Distribution, biology, ecology and control of the psyllid *Diaphorina citri* Kuwayama, a major pest of citrus: A status report for China", International Journal of Pest Management, 10/1/2006

Publication

<1%

Exclude quotes Off

Exclude matches < 5 words

Exclude bibliography On

Olfactory Responses of...

GRADEMARK REPORT

FINAL GRADE

/0

GENERAL COMMENTS

Instructor

PAGE 1

PAGE 2

PAGE 3

PAGE 4

PAGE 5

PAGE 6

RUBRIC: REVIEW		0 / 6
PENDAHULUAN (15%)		0 / 6
SANGAT BAGUS (6)	Memberikan gambaran tentang situasi social yang terjadi pada daerah-daerah di Indonesia	
BAGUS (4)	Mengemukakan persoalan yang sedang berkembang pada satu daerah	
JELEK (1)	Duplikasi dari tulisan yang sudah ada	
ISI (40%)		0 / 6
SANGAT BAGUS (6)	Relevan	
BAGUS (4)	Kurang Relevan	
JELEK (1)	Tidak Relevan	
KESIMPULAN (40%)		0 / 6
SANGAT BAGUS (6)	Bermanfaat	
BAGUS (4)	Kurang bermanfaat	
JELEK (1)	Pengulangan	
PENUTUP (5%)		0 / 6
SANGAT BAGUS (6)	Memuat hal baru	
BAGUS (4)	Pengulangan	
JELEK (1)	Tidak berkorelasi	